









FOLLOWERS – LESSON PLAN

Age	Term	Mod.	Module Theme	Module Title	Lesson Number and Title
3	3	5	Christian Living	Families	4: Learning about God

Use the syllabus framework to complete above. Infants: 20 minutes; Juniors: 30 minutes; Middles & Seniors: 45 minutes
(Mod. = Module Number, Module Theme - in the heading, Module Title - uppercase in the cell, Lesson Num [NO. column] and Title)

							
Verbal V <input checked="" type="checkbox"/>	Logical L	Spatial S <input checked="" type="checkbox"/>	Kinaesthetic K	Musical M	Intra - personal P1 <input checked="" type="checkbox"/>	Inter - personal P2 <input checked="" type="checkbox"/>	Natural N

Tick the appropriate box(es) above [copy this: ☒] for the modes of learning being used in this session.

Prayer: God is the Lord and has revealed Himself unto us; blessed is He who comes in the name of the Lord. Amen

Starter: Give God the glory. A matching game that teaches children to give glory to God. Children will be invited to match sentences from the doxology prayer, Every day will I bless Thee and I will praise Thy name forever, use same coloured paper for a full sentence to help children reconstruct the line, other sentence will be printed/ written on a different coloured paper.

Learning objectives: To comprehend that man was created to know God, to believe in Him and to hope in Him, and so to love Him and to serve Him. To learn that Jesus comes to men as the divine teacher and teaches the will of God and makes God known to men. To comprehend that Jesus taught men not only by his words, but also by his actions and by his very own person. To learn that to hear God's voice and see God's actions of self-revelation in the world, we must purify our minds and hearts.

Core Activities and Learning

1. The teacher will tell children that God has shown Himself to His creatures and that God has truly shown what men can see and understand of His divine nature and will.

The fullness and perfection of God's self-revelation is found in His Son Jesus Christ. The teacher will tell children that Jesus comes to men as the divine teacher, as the Teacher sent from God. He teaches the will of God and makes God known to men. He reveals the mysteries of the Kingdom of God. Jesus taught men not only by his words, but also by his actions; and indeed, by his very own person. He referred to himself as the Truth (Jn 14.6) and as the Light (Jn 8.12). He showed himself not merely to be speaking God's words, but to be himself the Living Word of God in human flesh, the Logos who is eternal and uncreated, but who has become man as Jesus of Nazareth in order to make God known to the world. The teacher will tell children that Jesus, the divine Word of God in human flesh, comes to teach men by his presence, his words and his deeds. His disciples are sent into the world to proclaim Him and His Gospel, the "glad tidings", the "good news" of the Kingdom of God. The teacher will explain to children that if we want to hear God's voice and see God's actions of self-revelation in the world, we must purify our minds and hearts from everything that is wicked and false. We must strive to love the truth, to love one another, and to love everything in God's good creation.

If we open ourselves to divine grace and purify ourselves from all evils, then it is certain that we will be able to come into living communion with the true and living God who has revealed Himself and continues to reveal Himself to those who love Him. The teacher will explain children that man was created to know God; not only to believe in Him and to hope in Him, but to know Him and so to love Him and to serve Him. Knowledge of God is the aim and goal of man's life, the purpose of his creation by God. "And this is eternal life, that they know Thee, the only true God, and Jesus Christ whom Thou hast sent."

2. As they grow in relationship with God, children need to get to know him. Children are engaged in a discussion on the greatness of God. Who is God? What is God like? How should I act towards God? God is the Holy Trinity: Father, Son and Holy Spirit. God is love. Love is the overflow of joy that God has in Himself. Emphasize the uniqueness of God by highlighting that God is eternal, has no beginning or end. He is ever-existing. God made all things. He is the Creator. God shows His greatness. The creation testifies to the greatness of God. Creation is one of the ways we can learn that God is glorious God causes everything to work out perfectly. In His wisdom, God causes diverse pieces of His creation to fit together perfectly, He brings them together to accomplish all His purposes an to glorify His name; God is all powerful. Children explore that God is able to accomplish all of these things because nothing is too hard for God. He is all powerful, Almighty; God meets the needs of His creation. Because God created all things, He cares for all things. This care is a display of His greatness and His glory. in His provision, God is showing His love and care for His creatures, and in so doing, He displays His glory.

With the aim of helping children learn about God the teacher will show to children how to walk through the steps to build their relationship with God and will walk through those steps with them. The teacher will involve children in worshipping God, teach children how to pray and pray with them, teach children how to study the Bible and study it with them, participate to the divine Liturgy, partake of the Holy Communion and talk about the message in the Gospel reading with them afterwards.

3. Children will be encouraged to create a paper heart garland, by using paper hearts cut outs. Paper hearts can also be decorated by children before making the garland. While the children are making the garland the teacher will offer guidance and also will talk trough, reminding the children that God lives in our hearts.

Resources: Icon of the Holy Trinity, icon of Christ, icon of the Holy Theotokos, paper hearts cut outs, string, coloured pencils, felt tip pens

Review: In the next session ask one of the children to recall what we have learnt this Sunday.

Follow Up: Ask the children to think about what is involved in growing up ready for the next session..