









## FOLLOWERS – LESSON PLAN

Age	Term	Mod.	Module Theme	Module Title	Lesson Number and Title
7	3	5	CHRISTIAN LIVING.	FOLLOWING CHRIST	23: Using our gifts.

Use the syllabus framework to complete above. Infants: 20 minutes; Juniors: 30 minutes; Middles & Seniors: 45 minutes  
(Mod. = Module Number, Module Theme - in the heading, Module Title - uppercase in the cell, Lesson Num [NO. column] and Title)

							
Verbal V <input checked="" type="checkbox"/>	Logical L <input checked="" type="checkbox"/>	Spatial S <input checked="" type="checkbox"/>	Kinaesthetic K <input checked="" type="checkbox"/>	Musical M	Intra - personal P1 <input checked="" type="checkbox"/>	Inter – personal P2 <input checked="" type="checkbox"/>	Natural N

Tick the appropriate box(es) above [ copy this: ☒ ] for the modes of learning being used in this session.

**Prayer:** Christ my God, set my heart on fire with love in You, that in its flame I may love You with all my heart, with all my mind, and with all my soul and with all my strength, and my neighbour as myself, so that by keeping Your commandments I may glorify You the Giver of every good and perfect gift. Amen.

**Starter:** Prepare little gift bags and put inside a small paper icon of Jesus, or Theotokos or one of the Saints. Ask children to open all at the same time their gift bags. Ask them if they expected a gift in the class today? Say that God has given to each one of us spiritual gifts that we can use to serve other people, and we all need to find ours.

**Learning objectives:** To learn how we can follow Christ by using our spiritual gifts.

### Core Activities and Learning

**Introduction:** When the young Church was getting under way, God poured out His Holy Spirit upon the Apostles and their followers, giving them spiritual gifts to build up the Church and serve each other.

**Say** that in the New Testament are mentioned specific gifts of the Spirit.

These are: apostleship, prophecy, evangelism, pastoring, teaching, healing, helps, administrations, knowledge, wisdom, tongues, interpretation of tongues. (explain the words where necessary)

**Explain** that everyone in this world God gives him talents and gifts (musician, mathematical, scientist, etc.) but spiritual gifts are different. We do not obtain them in birth for it is not a natural talent but we receive it through the Holy Spirit in Baptism. When God give us these gifts He did not mean to be for our own benefits (gain more money or better reputation, etc.) But in order to use it to build up the body of Christ and to bring others to God's kingdom.

How to develop your spiritual gifts?

- Study scripture and learn about the type of gifts the Holy Spirit.
- Pray for God to guide you to discover your gifts and use them according to His will and His purpose for you.
- Trust that God will give you whatever you need to complete your task.
- Ask God to grant you to see the needs of others and help you through your gifts to fulfil their needs.

**Craft activity:** Print and distribute from the link below the colouring page.

<https://s-media-cache-ak0.pinimg.com/564x/a5/0c/4b/a50c4b781d5bc04a734275b0b44ecf6e.jpg>

**Resources: The Bible:** 1 Corinthians, 12 Ephesians 4:7, Ephesians 4:11, Romans 12:8

Materials: colouring pens or pencils.

**Review:** God has given to each of us spiritual gifts that we have received through the Holy Spirit, and we should use to serve other people inside and outside the Church.

**Follow Up:** Memorise the following verse: "But to each one of us grace was given according to the measure of Christ's gift" (Ephesians 4:7).