









FOLLOWERS – LESSON PLAN

Age	Term	Mod.	Module Theme	Module Title	Lesson Number and Title
7	3	5	CHRISTIAN LIVING	FOLLOWING CHRIST	22: By being helpful.

Use the syllabus framework to complete above. Infants: 20 minutes; Juniors: 30 minutes; Middles & Seniors: 45 minutes
(Mod. = Module Number, Module Theme - in the heading, Module Title - uppercase in the cell, Lesson Num [NO. column] and Title)

							
Verbal V <input checked="" type="checkbox"/>	Logical L <input checked="" type="checkbox"/>	Spatial S <input checked="" type="checkbox"/>	Kinaesthetic K <input checked="" type="checkbox"/>	Musical M	Intra - personal P1 <input checked="" type="checkbox"/>	Inter – personal P2 <input checked="" type="checkbox"/>	Natural N

Tick the appropriate box(es) above [copy this: ☒] for the modes of learning being used in this session.

Prayer: “Lord, prepare our hearts as servants. Help us to follow your word concerning how we should serve you and serve one another. Amen.”

Starter: Blindfold walk: One person will be blindfolded and another is called to be the leader that guides the blindfolded person around the room. The child with the blindfolded eyes needs to carefully listen to the instructions of his helper, and the helper/leader is meant to give loud and clear instructions on how to move pass any obstacles.

Learning objectives: To discover that helping others brings us in line with God’s will, learn that God is pleased with us when we help others, and talk about specific things we can do to help the people we know.

Core Activities and Learning

Explain that just as by helping each other, the walk around the room became easier, at the same way by helping each other in real life makes things easier, too. Plus, helping each other makes us all feel good. And it makes Jesus happy because Jesus wants us to help others. We’re going to learn all about that today.

Say that the Bible is full of examples of how we need to be able to help each other, and the benefits of that. At this point, you can refer to any relevant Bible verses to make your point clear.

For example, in Ecclesiastes 4:9-12, we read of the importance of helping each other. **Read** the passage to the children

Another example in John 15:12 Jesus says to His Disciples “This is my commandment, that you love one another as I have loved you...” and again in John 15:13 “Greater love has no one than this, that someone lay down his life for his friends.”

Ask children:

Why does God want us to help each other?

How can we help other people in our daily life? Give examples from your experience.

Craft Activity: Helping hands: See Activity Sheet 22

Resources: The Bible: Ecclesiastes 4:9-12, John 15:12, John 15:13, Activity Sheet 22 and its Resources

Review: By helping other people we make their life easier and happier, and we apply the word of God in our life.

Follow Up: This week try to help someone that is in need and share the story next time with the class.