









FOLLOWERS – LESSON PLAN

Age	Term	Mod.	Module Theme	Module Title	Lesson Number and Title
4	3	5	Christian Living	Caring	8: Caring for All Creation

Use the syllabus framework to complete above. Infants: 20 minutes; Juniors: 30 minutes; Middles & Seniors: 45 minutes
(Mod. = Module Number, Module Theme - in the heading, Module Title - uppercase in the cell, Lesson Num [NO. column] and Title)

							
Verbal V <input checked="" type="checkbox"/>	Logical L	Spatial S	Kinaesthetic K	Musical M	Intra - personal P1 <input checked="" type="checkbox"/>	Inter - personal P2 <input checked="" type="checkbox"/>	Natural N <input checked="" type="checkbox"/>

Tick the appropriate box(es) above [copy this:] for the modes of learning being used in this session.

Prayer: Heavenly Father, you have called me to love you with all that I am, heart, soul, mind, and strength. Today I'm reminded especially of the opportunity I have to love you. All praise be to you, O God. Amen.

Starter: Creation Mysteries: The teacher will invite children to form a circle then will invite them to pass around the bags with the nature items inside. Encourage children to take turns feeling what is in the bags, without looking. Afterward, let the younger kids tell what they think each bag contains. Then spread the mystery items out on a table.

Ask: What can you learn about things without using your eyes? Which was your favourite thing to touch? Say: God has given us the very important job of taking care of all these things. Let's take a trip back to Earth's beginning to learn more about our God-given task.

Learning objectives: To understand that God is the creator of all that exists, beautifully and wonderfully made, a fitting manifestation of His glory. To understand that we have the responsibility to protect the creation and preserve it. To comprehend that we are called to offer the whole of God's creation back to Him as a sacrament and as an offering cleansed, purified, restored for His sanctification of it.

Core Activities and Learning

1. The teacher will invite children to recall the Creation story and that God created our world in His Goodness and Loving kindness. Whilst recalling the creation story the teacher will use pictures that illustrate the creation of the world. Every day of creation has its corresponding illustration, the teacher will put an emphasis on the third day of creation when the land, plants with seeds, plants with fruit with seeds were created. The teacher will remind the children that we confess that God is the creator of all that exists, beautifully and wonderfully made, a fitting manifestation of His glory. Then children will be reminded that we have the responsibility to protect the creation and preserve it. We must learn to treat the creation as a sacred offering to God, an oblation, a vehicle of grace, an incarnation of our most noble aspirations and prayers. In spirit and in body, we are called to offer the whole of God's creation back to Him as a sacrament and as an offering cleansed, purified, restored for His sanctification of it. O God, "the things that are Yours, we offer them to You according to all things and for all things. Amen." May this be our prayer for the "integrity of God's creation". The teacher will explain that creation provides us with the physical fabric of our lives; the natural environment gives us the things we use every day. It gives us the food for our tables, the material for our clothes and the materials to build our houses and churches. It is also a place where people have experienced a great closeness with God through its beauty and wonder. Creation is a gift from God and provides us with these things, the basics for our lives. We show our respect for the Creator by our stewardship of creation, we are called to protect people and the planet, living our faith in relationship with all of God's creation. The environment, the plants and the trees is God's gift to everyone, and in our use of it we have a responsibility towards the poor, towards future generations and towards humanity as a whole. Our duties towards the environment are linked to our duties towards the human person, considered in himself and in relation to others. The teacher will tell children that man is given a special role of authority and power over all creation. It is important to say to children that the "dominion" that God gives man is not a selfish mentality but an authoritative yet responsible mentality. He has given us great honour in this position. God has entrusted us as stewards with His creation, as we work, care for and rule over it. A steward takes personal responsibility for something in his or her care. Steward means keeper. A steward of God's creation is a keeper of the earth. The teacher will invite children to take part in a discussion about how God wants us to be good stewards of God's creation. Young children are ready to learn to: Take care of plants and other living things; Keep the air, water, and earth clean and free from pollution; Respect the lives of plants, animals and humans alike; Use only what we need; Plant flowers and trees; Pick up trash. We are acting out our values of love, compassion, humility, and self-sacrifice when we care for God's creation and the reason of doing so resides in the fact that as Christ followers we aim to do what is right and wish to point others to God through our actions.

2. The teacher will tell the children that God reveals Himself Through His Creation. The teacher will explain children that we should care about creation because it brings glory to God. We learn that God created the natural world and called it "very good" (Gen 1:31). Psalm 96:13 says, "Let all creation rejoice before the Lord." Throughout the Bible we see praise to God coming from trees, fields, the heavens, the seas, the sun, the moon, the stars, the clouds, ocean creatures, lightning, hail, snow, mountains hills, wild animals, cattle, birds, small creatures, and much more. Nature is one of God's beautiful creations. Through nature, God is able to teach us, speak to us, and provide for us. For this reason, we can find in Bible that we humans are called to protect all which is of He has created. The teacher will use these Bible verses for a better understanding.

Psalm 104:24-25 "How many are your works, LORD! In wisdom you made them all; the earth is full of your creatures. There is the sea, vast and spacious, teeming with creatures beyond number— living things both large and small".

Psalm 19:1 "The heavens declare the glory of God; the skies proclaim the work of his hands."

Psalm 96:11-12 " Let the heavens rejoice, let the earth be glad; let the sea resound, and all that is in it. Let the fields be jubilant, and everything in them; let all the trees of the forest sing for joy."

Romans 1:20 "For since the creation of the world God's invisible qualities — his eternal power and divine nature — have been clearly seen, being understood from what has been made, so that people are without excuse."

3. CREATION MYSTERIES - Give each child a ball of clay or play dough to make a model of something God created. Allow children some time to share their creation with the class. Discuss with children: How would you like other people to treat the thing that you made? Remind children that our faith calls us to care for God's creation.

Resources: Icon of Creation, pictures that illustrate the creation of the world, play dough or clay, mystery bag containing natural materials such as leaves, flowers, fruit, vegetable, pebble, sea shells, feathers

Review: The whole creation sings glory to our Creator God. We must look after the world of which we are stewards.

Follow Up: In the next session we will learn more about caring for presents.