









FOLLOWERS – LESSON PLAN

Age	Term	Mod.	Module Theme	Module Title	Lesson Number and Title
15	3	5	Christian Living	Sanctity of Life	61: Image and Likeness of God

Use the syllabus framework to complete above. Infants: 20 minutes; Juniors: 30 minutes; Middles & Seniors: 45 minutes
(Mod. = Module Number, Module Theme - in the heading, Module Title - uppercase in the cell, Lesson Num [NO. column] and Title)

							
Verbal V <input checked="" type="checkbox"/>	Logical L <input checked="" type="checkbox"/>	Spatial S	Kinaesthetic K	Musical M	Intra - personal P1 <input checked="" type="checkbox"/>	Inter - personal P2 <input checked="" type="checkbox"/>	Natural N

Tick the appropriate box(es) above [copy this:] for the modes of learning being used in this session.

Prayer: Jesus, you became flesh to show us God's glory, we ask you to help us to reflect this glory through all mankind as we are all created in God's image.

Starter: Jesus Christ is called the "icon of the invisible God" (Colossians 1:15) What does this mean?

Learning objectives: - To understand what does the "image and likeness of God" means for both humanity and creation.

Core Activities and Learning

The Leader reads: (Genesis 1:26-28) ²⁶ Then God said, "Let Us make man in Our image, according to Our likeness; let them have dominion over the fish of the sea, over the birds of the air, and over the cattle, over all the earth and over every creeping thing that creeps on the earth." ²⁷ So God created man in His *own* image; in the image of God He created him; male and female He created them. ²⁸ Then God blessed them, and God said to them, "Be fruitful and multiply; fill the earth and subdue it; have dominion over the fish of the sea, over the birds of the air, and over every living thing that moves on the earth."

Review the above paragraph: How do the students understand "God's Image" in terms of human faculties? What is the connection to gender (male, female) and the rest of creation? What difference does it make to how we relate to other people and creation itself by virtue of being created "in God's image"?

The students are given 10 minutes with paper and pen to note down how they can reflect the image of God **in their own lives and experience or what it COULD mean**. Each student then shares with the group.

Ground Rules: No passing judgement on each other's contribution and comments from others restricted to more general and helpful observations.

Food for thought: Once some Pharisees and Herodians asked Jesus: Is it right to pay the imperial tax to Caesar or not? Should we pay or shouldn't we?" Jesus replied "Bring me a denarius and let me look at it." They brought the coin, and he asked them, "Whose **image** is this? And whose inscription?" "Caesar's," they replied. Then Jesus said to them, "Give back to Caesar what is Caesar's and to God what is God's."

The **image** of Caesar on the coin reminds people of their responsibilities toward the emperor, likewise, we, as God's **image**, should remember our responsibilities toward God, our creator.

Resources: papers and pens

Review: it is very important to remember that we are born in the image and likeness of God, keep that in mind and try to act accordingly, and also treat everybody else with love as they are also born in the image and likeness of God.

Follow Up: keep yourself occupied with the idea of "image and likeness of God" during the coming week and ask Jesus in your daily prayer to help you to act according to your design ... created in the image and likeness of God.