









FOLLOWERS – LESSON PLAN

Age	Term	Mod.	Module Theme	Module Title	Lesson Number and Title
14	3	5	Christian living	Hoping in the Lord	56: Romans 5.1-5

Use the syllabus framework to complete above. Infants: 20 minutes; Juniors: 30 minutes; Middles & Seniors: 45 minutes
(Mod. = Module Number, Module Theme - in the heading, Module Title - uppercase in the cell, Lesson Num [NO. column] and Title)

							
Verbal V <input checked="" type="checkbox"/>	Logical L <input checked="" type="checkbox"/>	Spatial S <input checked="" type="checkbox"/>	Kinaesthetic K	Musical M	Intra - personal P1 <input checked="" type="checkbox"/>	Inter - personal P2 <input checked="" type="checkbox"/>	Natural N

Tick the appropriate box(es) above [copy this: ☒] for the modes of learning being used in this session.

Prayer: Lord, I know not what to ask of Thee. Thou alone knowest my true needs. Thou lovest me more than I myself know how to love. Help me to see my needs that are concealed from me. I dare not ask for a cross nor consolation; wherefore I only wait upon Thee. My heart is open unto Thee. Visit and help me, according to Thy great mercy. Strike me down and heal me; cast me down and raise me up. In silence I worship Thy holy will and Thine unsearchable ways. I offer myself as a sacrifice unto Thee. I have no other desire than to fulfill Thy holy will. Teach me to pray, and pray Thou Thyself in me. Amen.

Starter: Facts about Saint Paul the Apostle – ‘Name a person who’ game – see Resources Sheet 56. Make sure that they list Romans among Saint Paul’s writings and know a bit about its background (explained in the [Orthodox Study Bible](#)).

Learning objectives: Learning about the Orthodox doctrine of salvation and how to approach faith and hope in our daily lives

Core Activities and Learning

1. Reading: give each student a copy of the pericope (biblical textual unit) and let them read it silently for 4-5 minutes. They might find the text abstract and difficult to understand. Ask: who was this text addressed to? What was its purpose? What does it say about our faith?
2. Scheme: For a schematic understanding of the text, see RS56. Ask students to discuss the scheme in pairs. Note its Trinitarian aspect. What does Saint Paul say here about Lord Jesus Christ, God the Father, and the Holy Spirit? In what ways do we relate to the Holy Trinity?
3. Faith, hope, tribulations: Ask students to think of a particular situation in their lives when something they attempted to do didn’t have the expected outcome. Ask them to write key words on post-it notes. Some of them might want to share the experience with the others. Structure the conversation as follows: 1. What happened. 2. Why the student considers the outcome not achieved/ a failure. 3. How they referred to it in the past. 4. How they refer to it now (one key word for each). Did the experience shape the way in which they approached similar problems?
4. Additionally: discuss with the students the similarities and the differences between their key words.

Resources: Resource Sheet 56, post-it notes, printer, pencils.

Review: Hope is a result of our faith and God’s love for us, it brings us at peace with God in every circumstance and helps us persevere despite obstacles.

Follow Up: Ask students: Next time you encounter a problem, approach it faithfully, as an experience meant to shape your character. Think of how you can apply the three steps (faith, hope, perseverance) to solve the problem.