









FOLLOWERS – LESSON PLAN

Age	Term	Mod.	Module Theme	Module Title	Lesson Number and Title
6	3	5	Christian Living	Listening to God	16: Listening to God in Prayer

Use the syllabus framework to complete above. Infants: 20 minutes; Juniors: 30 minutes; Middles & Seniors: 45 minutes
(Mod. = Module Number, Module Theme - in the heading, Module Title - uppercase in the cell, Lesson Num [NO. column] and Title)

							
Verbal V <input checked="" type="checkbox"/>	Logical L	Spatial S <input checked="" type="checkbox"/>	Kinaesthetic K	Musical M	Intra - personal P1 <input checked="" type="checkbox"/>	Inter - personal P2 <input checked="" type="checkbox"/>	Natural N

Tick the appropriate box(es) above [copy this: ☒] for the modes of learning being used in this session.

Prayer: Set our hearts on fire with love for You, O Christ our God, and teach us how to pray with all of our heart, in every way. anytime and anywhere. We know You'll always hear and answer our prayers. Amen.

Starter: Remind the children that they can talk to God as they would their best friends. God wants to hear what each person has to say. Invite each child to thank God for one good thing that happened in the past week.

Learning objectives: To understand that prayer is essential to Christian life and that we can communicate with God through the power of prayer. To learn that the purpose of prayer is to have communion with God and to be made capable of doing his will.

Core Activities and Learning

1. The teacher will tell children that the prayer is an encounter with the Living God and that it gives us direct access to God, Who listens to us, helps and loves us. In prayer, we feel the presence of the Living God. Through prayer we know that God participates in everything that takes place in our lives. Therefore, conversation with God should be its main content. The teacher will explain children that the main content of prayer should always be standing before God, have the experience of an encounter with Him. We need to pray in order to be with God, to come into contact with God, to feel God's presence.

The teacher will tell the children that prayer is essential to Christian life. Jesus Christ Himself prayed and taught men to pray. Sometimes prayer is defined as a dialogue with God and through our prayer we talk to God. It is a dialogue of silence, carried on in the quiet of our hearts. In our church we call it the lifting of the mind and heart to God, the standing in His presence, the constant awareness and remembrance of His name, His existence, His power and His love.

2. The teacher will explain to children that the Apostle Paul says that we must always pray in our spirit. He asks us to pray unceasingly. The Jesus Prayer helps us to be able to stand in God's presence, in union with God. This means that the Jesus Prayer helps us to focus our mind exclusively on God with "no other thought" occupying our mind only with the thought of God. At this moment when our mind is totally concentrated on God, we discover a very personal and direct relationship with Him. The teacher will explain to children that the Jesus Prayer's power comes from the use of our Lord's Name, Jesus Christ, Son of God. It is a confession of our faith. The use of the Jesus Prayer is done with an attitude of repentance and humility seeking an encounter with the living Christian God, Jesus Christ. The teacher will show the children pictures illustrating children praying, pictures that illustrate prayer in church – generate discussion, draw on children's experience of prayer both at home and in church. The teacher will tell the children that our whole life should be a life of prayer. We should walk in constant communion with God. There should be a constant upward looking of the soul to God.

The teacher will explain to children that listening is as important as talking because it transforms prayer into the two-way communication needed for a personal relationship with God. Explain to children that they probably will not hear God's voice audibly. God's voice in prayer tends to be in how He directs our thoughts during that quiet time. It's completely natural to wonder whether those thoughts are coming from God or from ourselves. It is continued prayer and listening that distinguish God's voice from our own. God sometimes seems completely silent. That doesn't mean he isn't there or that we should give up listening. We have to rely on God's timing and continue to pray. Provide practical guidance on how to incorporate listening time into prayer. Simply ask, "God, is there anything you would have me hear from you right now?" Then, be silent.

3. Hand prayers: Give each child a piece of paper and ask them to draw around and cut out the shape of their own hand. On their fingers, they should draw: something to praise God for, something to thank God for, something for which they would like to ask God's help, something they would like to say sorry about. A leader should conclude by praying for the group, leaving pauses for people to bring their own prayers to God silently.

Resources: Pictures that illustrate children praying, prayer book, pencils, coloured pencils, coloured paper, plain paper.

Review: The purpose of prayer is to have communion with God and to be made capable of doing his will.

Follow Up: In the next session we will learn more about listening to God in Bible stories.