









FOLLOWERS – LESSON PLAN

Age	Term	Mod.	Module Theme	Module Title	Lesson Number and Title
4	3	5	Christian Living	Caring	6: Caring for Friends

Use the syllabus framework to complete above. Infants: 20 minutes; Juniors: 30 minutes; Middles & Seniors: 45 minutes
(Mod. = Module Number, Module Theme - in the heading, Module Title - uppercase in the cell, Lesson Num [NO. column] and Title)

							
Verbal V <input checked="" type="checkbox"/>	Logical L	Spatial S	Kinaesthetic K	Musical M	Intra - personal P1 <input checked="" type="checkbox"/>	Inter - personal P2 <input checked="" type="checkbox"/>	Natural N

Tick the appropriate box(es) above [copy this:] for the modes of learning being used in this session.

Prayer: O Lord, source of all love and goodness, as you have blessed my life with the gift of a faithful friend, so now, surround my friend with Your grace, Your loving care and protection. May our friendship be a bond which brings others closer to you and gives glory to Your Holy Name. Amen.

Starter: Friends circle. Invite children to sit in a circle and play a Friends Game. Each child can take a turn at saying another child's name and why he is a good friend. Encourage children to name children who have not been named yet. Children may need ideas of what to say, such as "you are kind, you listen to your parents, you smile, you helped me," etc. After playing the game for a little while so everyone gets called on, invite children to pray in that circle and thank Jesus for being their best friend.

Learning objectives: To learn the Christian meaning of friendship. To begin to comprehend that the friendship and the unity of the faithful resembles unity of love of the Three Persons of the Holy Trinity. To learn about stories of great friendship in the Bible.

Core Activities and Learning

1. The teacher will tell the children that the Bible says to have friends, we should show ourselves to be friendly. There are fewer things in life that are more valuable than a good friend and the Bible is full of stories of some of the greatest friendships in history. The teacher will tell the children that good friends challenge each other to goodness. A true friend shows continual loyalty. True friends are also willing to sacrifice and persevere with each other. Even if their friends do something wrong, they are willing to forgive them, lead them to repentance, and teach them in humility what is right, without hurting their feelings. Our Lord goes to the stage of laying down His life for his friends on the cross. He also said to His disciples, "I will no longer call you slaves but friends." The teacher will explain to the children that the purpose of creation and the Incarnation of our Lord is not only that we be saved, to be united, each of us separately, with God, but to unite all of the Faithful with one another and to come to such love and unity among ourselves, that they will resemble and mirror the eternal, and blessed unity of love of the Three Persons of the Holy Trinity.

Jesus said that the two most important commandments are to love God with all your heart and love your neighbour as yourself. We often experience God's love through the love of a friend. The book of Proverbs clearly tells us what makes a good friend - how to develop and maintain meaningful friendships.

2. The teacher will engage children in a discussion about how do we show our friends we care about them and will ask: How do you show your friends that you care about them? (Give the children time to respond.) Listen to what they have to say; Say, "Thank you" when they do something nice for you; Forgive them when they do something that hurts your feelings; Put their needs ahead of your own; Write them a kind note; Make them a gift for no reason at all; Offer encouragement when they are discouraged; Volunteer to help them when they have a difficult task; Invite them to do something special with you.

There are many ways we can show your friends that you care about them. The best way is by the nice things that we do for them each and every day. When your friend is sick, a visit from a friend might help them get better sooner. When your friend is sad or having a bad day, a smile and a friendly "hello" would brighten their day. Have you ever seen someone sitting all alone at school who doesn't seem to have very many friends? If you sat down and talked to them, it just might make them feel as if someone cares about them. A simple act of kindness can say a lot more than a gift.

3. The teacher will tell children that St. John was the apostle that leaned his head on the chest of Jesus. Jesus gave the care of his Blessed Mother Mary to this beloved friend. So the rest of her life on earth, the Blessed Mother lived with St. John. He became the "beloved disciple" and he was the only one of the Twelve who did not forsake the Saviour in the hour of His Passion. "My dear children, love one another," was admonition that St. John gave to all Christians. The teacher will tell children that the Old Testament contains the inspiring story of David and Jonathan, who achieved true friendship despite difficult circumstances. Jonathan, the son of King Saul, had also proven himself courageous and faithful. Traditionally he would have been heir to the throne instead of David, so it would have been natural for him to see David as his enemy. Yet when David returned from the battlefield and appeared in King Saul's court "the soul of Jonathan was knit with the soul of David, and Jonathan loved him as his own soul" (1 Sam. 17:57; 1 Sam. 18:1).

Resources: The Bible for Young Children, icon of Jesus, icon of Holy Trinity, pictures that illustrate the value of a true friend, picture of David and Jonathan

Review: Friendship is the best gift we have for each other and God can be our friend as well when we return His love.

Follow Up: In the next session we will learn more about caring for animals.