









FOLLOWERS – LESSON PLAN

Age	Term	Mod.	Module Theme	Module Title	Lesson Number and Title
3	3	5	Christian Living	Families	1: My Home Family

Use the syllabus framework to complete above. Infants: 20 minutes; Juniors: 30 minutes; Middles & Seniors: 45 minutes
(Mod. = Module Number, Module Theme - in the heading, Module Title - uppercase in the cell, Lesson Num [NO. column] and Title)

							
Verbal V <input checked="" type="checkbox"/>	Logical L	Spatial S <input checked="" type="checkbox"/>	Kinaesthetic K	Musical M	Intra - personal P1 <input checked="" type="checkbox"/>	Inter - personal P2 <input checked="" type="checkbox"/>	Natural N

Tick the appropriate box(es) above [copy this: ☒] for the modes of learning being used in this session.

Prayer: O HOLY LORD, King of heaven and earth, look down with mercy and compassion from the height of Thy holy dwelling, upon our homes. Grant health and everything good to my father and mother, so that they may take care of us and everyone in our household. And help us all to do what is good and pleasing to Thee. Amen.

Starter: Give God the glory. A matching game that teaches children to give glory to God. Children will be invited to match sentences from the doxology prayer, "Every day will I bless Thee and I will praise Thy name forever", use same coloured paper for a full sentence to help children reconstruct the line, other sentence will be printed/ written on a different coloured paper.

Learning objectives: To learn that God made families and that God loves everyone in our family. To understand that God has given us families to support us, guide us in our choices and help us in times of trouble. To help each child understand that Heavenly Father planned for each of us to belong to a family that needs us and loves us.

Core Activities and Learning

1. The teacher will tell children that from the very beginning of time, God has planned that we should live together in families. He created Adam, then He made a wife for Adam named "Eve". God told Adam and Eve to "be fruitful and multiply". That meant God intended for them to have children, and they did.

The teacher will tell children that God puts people in families for many reasons. Family members can be friends for each other and support one another. God planned for children to be born into families where they can be brought up by a mum and a dad who love each other and work together to raise the children. God wants Christian parents to teach their children about Him, and He wants to be the centre of our families. It is in families that children are to learn how to love, how to obey, and how to serve others.

2. The teacher will tell children that families are central to everyone's life. The teacher will tell children about how God created families so that we could love each other, and take care of each other. In families, parents and children have different roles. Everyone in a family is important.

The teacher encourages and helps children think about who is in their family and what our responsibilities are to each other. The teacher will let the children know that God loves all the members of their family and that it is good for us to love our family members too.

The teacher will encourage children to think and talk about what it means for them to belong to a family. Children will give answers and based on their personal experiences they will talk about their family members. The teacher will appreciate all answers and will explain to children that what keeps a family together is the love and responsibility towards each other.

The teacher will tell children how Heavenly Father planned for each of us to come to earth and be part of a family. The teacher will explain that when a baby is born, the baby can't take care of herself/ himself. A baby can't feed or dress itself. It needs a family to take care of herself/ himself.

"Who took care of you when you were born?" , "What are some things that your family did for you when you were a baby?", "What are some things that your family does for you now?", "Who planned for you to belong to a family? "

The teacher will help the children understand how happy their families were when they were born. Emphasize how much their parents and other family members love them and want them to be happy.

3. Create family portrait. The teacher will invite children to make a family portrait, that might be a picture of mum, dad, and the children. It might include grandparents or other family members.

Resources: The Bible for Young Children, icon of Jesus, icon of Holy Trinity, pictures that illustrate family scenes, paper roll, coloured pencils, felt tip pens

Review: God gave us families so that under His guidance and with His strength we could all grow up happy, healthy and free.

Follow Up: In the next session we will learn more about my church family. Can you name some people at church other than your own family?