









## FOLLOWERS – LESSON PLAN

Age	Term	Mod.	Module Theme	Module Title	Lesson Number and Title
14	2	4	Russian Fathers	Saint Luke the Surgeon	60: The Life and Teachings of Saint Luke the Surgeon

Use the syllabus framework to complete above. Infants: 20 minutes; Juniors: 30 minutes; Middles & Seniors: 45 minutes  
(Mod. = Module Number, Module Theme - in the heading, Module Title - uppercase in the cell, Lesson Num [NO. column] and Title)

							
Verbal V <input checked="" type="checkbox"/>	Logical L <input checked="" type="checkbox"/>	Spatial S	Kinaesthetic K	Musical M	Intra - personal P1 <input checked="" type="checkbox"/>	Inter - personal P2 <input checked="" type="checkbox"/>	Natural N

Tick the appropriate box(es) above [ copy this: ☒ ] for the modes of learning being used in this session.

**Prayer:** Lord Jesus Christ, my God, You have said, "Apart from me You can do nothing." In faith we embrace Your words, Lord, and we entreat Your goodness. Help us to carry out the work we are about to begin, and to bring it to completion. To You we give glory, Father, Son and Holy Spirit. Amen.

**Starter:** Show students the photo of Saint Luke on Resource Sheet 60 and ask them what they think about the person in the photo: do they recognise Saint Luke? Do they know that the person in the photo is a Saint?

**Learning objectives:** learning about the life and teachings of Saint Luke the Surgeon

### Core Activities and Learning

- Discuss in pairs: Alongside his ministry as a bishop, Saint Luke had another profession. Can you guess it? Is there any way you could have known from this picture that he was a doctor as well? What kind of doctor do you think he was? (Explain students his life story briefly, mentioning that he dropped liberal arts to study medicine having given prayerful thought to the many afflicted on the streets in Russia. Also mention that once he became an eye surgeon, he never operated without the icon of Our Lady next to him, to the irritation of the atheist Soviet communists, whom Saint Luke often healed.)
- Bingo: this can be played as a fill in the gaps exercise, flashcard game, etc. On the resource sheet, the words in bold are to be written on flashcards or given at the bottom of the page, so that the students can match them to the right sentence. The first group to complete the exercise are to help the other groups and explain the meaning of the words.
- Discussion: profession and sainthood. Ask students to discuss in pairs/ groups, how they think that modern jobs fit in with sainthood. Can we still have saints in our time? Give each pair/ group a number of professions/ occupations to discuss, such as: scientist, teacher, medical doctor, gardener, merchant, customer service consultant, marine biologist, etc. (list can be expanded according to context).

**Resources:** Resource Sheet 60, paper, pens

**Review:** Saint Luke the Surgeon is a modern saint and a witness to the Holy Tradition. He did everything out of his love for God, never asked money for his healings, and forgave those who tortured him. His relics are a living proof for his sainthood and the saint continues to intercede for those who pray for healing.

**Follow Up:** Reflect (and perhaps even pray): what would you like to do in the future? How do you think that your profession might help the ones around you?