









FOLLOWERS – LESSON PLAN

Age	Term	Mod.	Module Theme	Module Title	Lesson Number and Title
11	2	4	CELEBRATIONS	SAINTS OF THE BRITISH ISLES AND IRELAND	45: Parish Saint or Local Saint if parish dedication is not local.

Use the syllabus framework to complete above. Infants: 20 minutes; Juniors: 30 minutes; Middles & Seniors: 45 minutes
(Mod. = Module Number, Module Theme - in the heading, Module Title - uppercase in the cell, Lesson Num [NO. column] and Title)

							
Verbal V <input checked="" type="checkbox"/>	Logical L <input checked="" type="checkbox"/>	Spatial S <input checked="" type="checkbox"/>	Kinaesthetic K <input checked="" type="checkbox"/>	Musical M <input checked="" type="checkbox"/>	Intra - personal P1 <input checked="" type="checkbox"/>	Inter - personal P2 <input checked="" type="checkbox"/>	Natural N <input checked="" type="checkbox"/>

Tick the appropriate box(es) above [copy this:] for the modes of learning being used in this session.

Prayer: Lord 's Prayer

Starter: The Leader needs a small, light ball. This is thrown to a student and he/she calls out one thing he/she remembers from the previous lesson and St Alban's life. Then the student throws the ball to a classmate and the process is repeated.

Learning objectives: To be acquainted with the life and witness of St (N).

Core Activities and Learning

ADAPT THE FOLLOWING ACTIVITIES TO THE SAINT APPROPRIATE FOR YOUR COMMUNITY

1. Life of the saint: The leader tells the St (N)'s life story in summary form.
2. Activity: The leader asks the students what they think about the saint. What do they think about his or her humility and piety? Can he or she be a model for us? The leader reviews with the students the stories about how St (N) served God and helped people.
3. Read or preferably sing together:

Troparion of the Saint

Kontakion of the Saint

Resources: Pens and paper for note taking, Icon of the Saint.

Review: (Central learning point for the saint's life)

Follow Up: Offer your help to someone in need (friend, neighbour, elder from your parish)