









FOLLOWERS – LESSON PLAN

Age	Term	Mod.	Module Theme	Module Title	Lesson Number and Title
10	2	4	CELEBRATIONS	FEASTS OF THE THEOTOKOS	40: Dormition

Use the syllabus framework to complete above. Infants: 20 minutes; Juniors: 30 minutes; Middles & Seniors: 45 minutes (Mod. = Module Number, Module Theme - in the heading, Module Title - uppercase in the cell, Lesson Num [NO. column] and Title)

							
Verbal V <input checked="" type="checkbox"/>	Logical L <input checked="" type="checkbox"/>	Spatial S <input checked="" type="checkbox"/>	Kinaesthetic K	Musical M <input checked="" type="checkbox"/>	Intra - personal P1 <input checked="" type="checkbox"/>	Inter - personal P2 <input checked="" type="checkbox"/>	Natural N <input checked="" type="checkbox"/>

Tick the appropriate box(es) above [copy this:] for the modes of learning being used in this session.

Prayer: In giving birth you preserved your virginity! In falling asleep you did not forsake the world, O Theotokos! You were translated to life, O Mother of Life, and by your prayers you deliver our souls from Death! (**Troparion of the Dormition – sing if possible**).

Starter: Look at the icon of the feast with the children, using the description in the link <https://iconreader.wordpress.com/2010/08/15/the-dormition-icon-of-hope/> to explain details. Ask children how the icon shows that Holly Mary's death is a special one.

Learning objectives: To learn about the Feast of the Dormition of Theotokos and understand why we say that the Theotokos fell asleep not into death but into life.

Core Activities and Learning

Introduction: Say to the class: We have studied three other major feast days of the Theotokos. Today we are going to study her Dormition. Sometimes we hear this feast referred to as the Falling Asleep of the Theotokos, or the Assumption. Explain the word Assumption. On August 15, the Dormition of the Mother of God is celebrated by most Christians in the world.

Read the story from the Resource Sheet 40.

Ask the children: What was special about the death of the Theotokos? Why do we refer to it as “Dormition” or “Falling Asleep”?

Explain that the Theotokos, after her death did not and does not lie in the grave, like other people who have died. Because she is the Mother of God Jesus Christ, she was transferred by her Son Jesus into eternal life.

Also, explain how the Mother of God departed the earthly life with the most honourable way for a human. Highlight the use of the term ‘dormition’ or ‘falling asleep’ for the Theotokos. Explain that we use these terms because she lives now in the Kingdom of God.

Refer to the appearance of Jesus, the presence of the Apostles and Angels, which made her departure very significant and special.

Group activity: Activity Sheet 40: Complete the task.

Resources: <http://dce.oca.org/focus/theotokos/10-12/>
<https://iconreader.wordpress.com/2010/08/15/the-dormition-icon-of-hope/>

Supplies: Festal Icon of the Presentation of the Dormition of Theotokos. Scissors, various colours of construction paper, thin-point and thick-point markers in various colours, tape, stapler Resource Sheet 40 and Activity Sheet 40.

Review: On the 15th August, we celebrate the Dormition of Theotokos. We can also use the terms ‘fell asleep / dormition’ and sometimes ‘assumption’, because the Mother of God was transferred by Her Son Jesus straight to the eternal life.

Follow Up: Memorise the troparion of the Feast Day of Dormition for next time.