




FOLLOWERS – LESSON PLAN

Age	Term	Mod.	Module Theme	Module Title	Lesson Number and Title
8	2	4	CELEBRATIONS	PASCHA (1)	29: The Risen Christ Appears to many (2)

Use the syllabus framework to complete above. Infants: 20 minutes; Juniors: 30 minutes; Middles & Seniors: 45 minutes
(Mod. = Module Number, Module Theme - in the heading, Module Title - uppercase in the cell, Lesson Num [NO. column] and Title)

							
Verbal V <input checked="" type="checkbox"/>	Logical L <input checked="" type="checkbox"/>	Spatial S <input checked="" type="checkbox"/>	Kinaesthetic K <input checked="" type="checkbox"/>	Musical M <input checked="" type="checkbox"/>	Intra - personal P1 <input checked="" type="checkbox"/>	Inter – personal P2 <input checked="" type="checkbox"/>	Natural N

Tick the appropriate box(es) above [copy this:] for the modes of learning being used in this session.

Prayer (sing): Christ is risen from the dead, trampling down death by death and upon those in the tombs bestowing life. Amen.

Starter: Word association game: RESURRECTION

Learning objectives: To learn that Jesus appeared after His resurrection to over 500 of His Followers and for St Paul to whom he appeared much later, this was the seal of his apostleship.

Core Activities and Learning

Read Resource Sheet text (1 Corinthians 15:1-8)

In this passage concerning the resurrection, St Paul emphasises that there were multiple witnesses to the appearance of the Risen Christ. Even over 500 encountered the Risen Lord. No one could be an apostle unless he had met with the Risen Christ although by no means were all apostles who had met him. St Paul's later conversion when he encountered Christ on the road to Damascus involved a vision of the Risen Christ which temporarily blinded him. When he came to faith in Christ his vision was restored and he became the Apostle to the Gentiles. Clearly being a witness to the Risen Christ after personally encountering him is fundamental to being a Christian. Anyone who does not believe in the resurrection, even if they claim to be a Christian, is not. It is that simple.

Explore the theme of being a witness with the children:

1. In what life situations do we see witnesses?
2. What do we expect from witnesses?
3. How can witnessing an event change a person?

Illustration: Send two children out of the meeting room. One has a card with the following text from John 10:10 "I have come that they may have life, and that they may have it more abundantly," (Resource Sheet 29 page 2) together with slips of paper each with the word "LIFE!" (Resource Sheet 29 page 3 – cut up).

The child with the cards reads out the text slowly, three times to the other child and gives the individual life cards to him / her.

The SECOND child (ONLY) re-enters the room. The second child must deliver the message (John 10:10) from memory to the others and then distribute the LIFE! Cards.

After a pre-arranged minute the first child re-enters the room, repeats John 10:10 (for reinforcement purposes and in the event that the second child did not remember it correctly).

Rehearse what has been learned:

1. We are witnesses to the resurrection.
2. Christ brings eternal life.
3. Eternal life is Himself (Christ) whom we receive personally and meet (as the disciples did in the upper room).

Resources: Resource Sheet 29

Review: Jesus appears after His resurrection to His followers bringing life.

Follow Up: Find people other than St Paul who were witnesses to the Risen Christ in the New Testament. Share these next week.