









FOLLOWERS – LESSON PLAN

Age	Term	Mod.	Module Theme	Module Title	Lesson Number and Title
5	2	4	CELEBRATIONS	CELEBRATIONS	14: Saints' Days

Use the syllabus framework to complete above. Infants: 20 minutes; Juniors: 30 minutes; Middles & Seniors: 45 minutes
(Mod. = Module Number, Module Theme - in the heading, Module Title - uppercase in the cell, Lesson Num [NO. column] and Title)

							
Verbal V <input checked="" type="checkbox"/>	Logical L	Spatial S <input checked="" type="checkbox"/>	Kinaesthetic K <input checked="" type="checkbox"/>	Musical M	Intra - personal P1 <input checked="" type="checkbox"/>	Inter - personal P2	Natural N

Tick the appropriate box(es) above [copy this:] for the modes of learning being used in this session.

Prayer: Almighty and Everlasting God, who lit the flame of Thy love in the hearts of the saints, grant unto us the same faith and power of love; that, as we rejoice in their triumphs we may profit by their examples, through Jesus Christ our Lord. Amen

Starter: Friends circle. Invite children to sit in a circle and play a Friends Game. Each child can take a turn at saying another child's name and why he is a good friend. Encourage children to name children who have not been named yet. Children may need ideas of what to say, such as "you are kind, you listen to your parents, you smile, you helped me," etc. After playing the game for a little while so everyone gets called on, invite children to pray in that circle and thank Jesus for being their best friend.

Learning objectives: To begin to comprehend that holiness is a gift given by God to people, through the Holy Spirit. To learn that the ministry of the Holy Spirit brings light to the people and makes us able to attain the destiny God has intended us to obtain - Holiness. To understand that in every communication with the Saints, we see the light of Christ, and rejoice in it, and we honour it.

Core Activities and Learning

1. The teacher will tell children that Orthodox Church celebrates the memory of All Saints on the first Sunday after Pentecost. The teacher will explain children that the Sunday following Pentecost is dedicated to All Saints, both those who are known to us, and those who are known only to God. On the Sunday of All Saints we commemorate those who having received the grace of the Holy Spirit lived their lives in complete obedience to the command of our Lord to "confess Me before men." There have been saints at all times, and they have come from every corner of the earth. They were Apostles, Martyrs, Prophets, Hierarchs, Monastics, and Righteous, yet all were perfected by the same Holy Spirit. The teacher will explain children that the descent of the Holy Spirit makes it possible for us to rise above our fallen state and to attain sainthood, thereby fulfilling God's directive to "be holy, for I am holy" (Leviticus 11:44, 1 Peter 1:16)

The teacher will explain children that the ministry of the Holy Spirit brings light to the people, and makes us able to attain the destiny God has intended us to obtain. The saints that we honour were not born as saints but rather were made saints through allowing the grace and power of the Holy Spirit to guide and transform their lives so that their lives became models of piety and holiness. The Saints are those who have shown forth the fruits of the Spirit abundantly. It is appropriate that we should meditate upon the marvellous gift of the Holy Spirit by meditating upon His wondrous works - the Saints. The word "Saint" literally means "Holy One". We recognize the holiness of those who have struggled to live holy lives, above and beyond the average Christian, by calling them "Saints".

2. The teacher will explain children that as Christians we have great reverence in approaching the Saints. We are in awe and recognize the grace of God in their witness and struggle. Receiving the gift of the Holy Spirit called them to live a life of holiness and faithfulness in which the quality of their live they gave testimony that the Holy Spirit was at work in their lives. This is also natural, even in the world. Men honour others who have performed great deeds, such as a brave general, or wise statesman. Since we are in awe of the Saints, we offer them honour when we ask their intercession. In every communication with the Saints, we see the light of Christ, and rejoice in it, and we honour it. We know that prayer to the Saints is pleasing to God because of the witness of the Scriptures and the abundant experience of the church. Because we are assured that such prayers are pleasing, and we recognize the great Grace that God has bestowed upon His Saints, we have great confidence to ask for their intercessions. We think about the Saints often because in gazing at them, and considering their Grace assisted acts, we see clearly how important the Incarnation of our Lord Jesus Christ, His Resurrection and Ascension, and the gift of the Holy Spirit are. In the Saints we see the promises of God regarding our nature fulfilled. We see our own destiny, if we follow the example of our brothers and follow their path of ardent belief and struggle. We have been commanded to be perfect, and this task, which seems impossible to us, is seen to be possible by the Christian who understands the resurrection and loves those who were wholly transformed by it - God's Saints.

3. Icons of Saints - colouring pages. Invite children to choose from a variety of colouring pages that represent an icon of Jesus, a Saint, the Mother of God or the icon of all saints. If a line drawing for the child's own saint is available, please use that.

Resources for these line drawings may be found here:- https://1drv.ms/f/s!AiWFS1XPHpoKqclmPMT_tYha9-DqHQ

Resources: Art materials, icon line drawings (see above).

Review: Saints are the friends of God. I am called to be a friend of God.

Follow Up: In the next session we will learn about the main feasts of the Church. Ask the children to find out about these feasts and when they are celebrated.