









FOLLOWERS – LESSON PLAN

Age	Term	Mod.	Module Theme	Module Title	Lesson Number and Title
14	2	4	Russian Saints	Saint Seraphim of Sarov	59: The Life and Teachings of Saint Seraphim of Sarov

Use the syllabus framework to complete above. Infants: 20 minutes; Juniors: 30 minutes; Middles & Seniors: 45 minutes
(Mod. = Module Number, Module Theme - in the heading, Module Title - uppercase in the cell, Lesson Num [NO. column] and Title)

							
Verbal V <input checked="" type="checkbox"/>	Logical L <input checked="" type="checkbox"/>	Spatial S <input checked="" type="checkbox"/>	Kinaesthetic K	Musical M	Intra - personal P1 <input checked="" type="checkbox"/>	Inter - personal P2 <input checked="" type="checkbox"/>	Natural N

Tick the appropriate box(es) above [copy this: ☒] for the modes of learning being used in this session.

Prayer: Lord Jesus Christ, my God, You have said, "Apart from me You can do nothing." In faith we embrace Your words, Lord, and we entreat Your goodness. Help us to carry out the work we am about to begin, and to bring it to completion. To You we give glory, Father, Son and Holy Spirit. Amen.

Starter: Throw the ball Icebreaker: ask students to pass the ball around and give an answer to the question: "What makes a saint a saint?" (Students can also give examples from previous lessons.)

Learning objectives: Learning about the life and teachings of Saint Seraphim of Sarov

Core Activities and Learning

- As you have already pointed out, there are so many different types of ways in which one can reach sainthood: through religious study, by confessing the true faith, or by working wonders. Let's see why Saint Seraphim of Sarov is so important for Orthodoxy.

Activity: crossword puzzle. Read out loud the life of Saint Seraphim of Sarov and ask students to complete the crossword using the clues. At the end, they should be able to complete no. 11 without looking for the answer in the text. Saint Seraphim of Sarov is mostly known for his ascetic life.

- Storytelling: separate students into groups and give / show each group a depiction/ icon of Saint Seraphim (Resource Sheet 55). Ask them to reconstruct its meaning. What can they learn about the Saint's life from these pictures? Discuss all of them together.

Resources: Resource Sheet 55, pens, paper

Review: Saint Seraphim of Sarov, although a hermit, was very popular with the crowds thanks to his God-given gifts of healing and of counselling.

Follow Up: Reflect (and perhaps pray): what would you ask Saint Seraphim? He taught that the Christian life consisted in acquiring the Holy Spirit. What might that mean for you?