









FOLLOWERS – LESSON PLAN

Age	Term	Mod.	Module Theme	Module Title	Lesson Number and Title
8	2	4	CELEBRATIONS.	PASCHA (1)	28: The Risen Christ appears to many (1)

Use the syllabus framework to complete above. Infants: 20 minutes; Juniors: 30 minutes; Middles & Seniors: 45 minutes
(Mod. = Module Number, Module Theme - in the heading, Module Title - uppercase in the cell, Lesson Num [NO. column] and Title)

							
Verbal V <input checked="" type="checkbox"/>	Logical L <input checked="" type="checkbox"/>	Spatial S <input checked="" type="checkbox"/>	Kinaesthetic K	Musical M	Intra - personal P1 <input checked="" type="checkbox"/>	Inter – personal P2 <input checked="" type="checkbox"/>	Natural N

Tick the appropriate box(es) above [copy this: ☒] for the modes of learning being used in this session.

Prayer: Our Lord and Saviour, our King and God, we thank you for gathering us here to stand before you to call on your Holy Name. Heavenly Father, teach us to trust You in everything we do. Our God open our eyes, ears, hearts and minds that we may hear Your Word, keep it in our hearts and tell our friends about your glory and honour. Bless all the children and keep them safe. Hear us when we humbly and thankfully pray to you.

Starter: Who am I? – This is a classic game involving a blindfold and lots of people trying to disguise their voice. Have the child playing 'Mary Magdalene' sit in a chair blindfolded, point to one other child and get them to call out "Mary Magdalene" – Can the child with the blindfold tell who it is?

Learning objectives: To learn that Christ appeared two women that followed Him in His earthly ministry and His disciples, after His Resurrection.

Core Activities and Learning

Read the story from the new Testament, John chapter 20, then **ask** children the following questions:

1) When did Jesus rise from the dead? **2)** Who told the women who came to the tomb that Jesus was risen? **3)** Who did Jesus appear to in a closed room? **4)** Who was not present when He appeared to the disciples for the first time? **5)** What did Jesus say to Thomas when He appeared to the disciples the 2nd time?

Read the story from the New Testament, Luke 24, 1-33, then **ask** children the following questions:

1) Which two disciples saw Jesus while walking in the country? **2)** Where is this story found? **3)** This is easy if you know who the two disciples are! Who are they? When did Jesus opened their eyes, and made Himself known? What did He do?

Refer to the other Mary that is being mentioned. According to the Holy Tradition, this Mary is Theotokos, the mother of Jesus Christ.

Craft activity: Print the template from the link below (or Activity Sheet 28). Start by cutting out the frame and the 2 hands. Make sure you remove the middle of Jesus' hand to leave a hole. Put spacers on the back of both hands, making the pointing hand twice the thickness of Jesus' hand. Add colour to the background and place the 2 hands in position. If you wish you can back your project on card, add magnetic strips, or holes and a string to hang it.

<http://jwl1.8ax22q3bx73botnnbfo.netdna-cdn.com/wp-content/uploads/2014/04/tom-M-pdf.pdf?x99733>

Resources: The Bible: John 20, Luke 24, 1-33

Supplies: colouring pens, card or foam spacers, scissors.

Review: The Risen Christ appeared to Mary Magdalene and the other Mary, which according to the Holy Tradition is His mother, the Theotokos, and to the eleven Disciples.

Follow Up: Memorise for next time the following bible verse "You have believed because you have seen me. Blessed are those who have not seen and yet believed" [John 20:29].