









FOLLOWERS – LESSON PLAN

Use the syllabus framework to complete above. Infants: 20 minutes; Juniors: 30 minutes; Middles & Seniors: 45 minutes

Age	Term	Mod.	Module Theme	Module Title	Lesson Number and Title		
4	2	4	CELEBRATIONS	Enjoying Church	7: Icons		
<i>(Mod = Module Number, Module Theme - in the heading, Module Title - uppercase in the cell, Lesson Num [NO. column] and Title)</i>							
							
Verbal V <input checked="" type="checkbox"/>	Logical L	Spatial S <input checked="" type="checkbox"/>	Kinaesthetic K <input checked="" type="checkbox"/>	Musical M <input checked="" type="checkbox"/>	Intra - personal P1	Inter - personal P2	Natural N

Tick the appropriate box(es) above [copy this:] for the modes of learning being used in this session.

Prayer: I will come into thy house in the multitude of thy mercy: and in thy fear I will worship toward thy holy temple. Lead me, O Lord, in thy righteousness, make thy way straight before me, that with a clear mind I may glorify thee forever, One Divine Power worshipped in three persons: Father, Son, and Holy Spirit. Amen.

Starter:

Create a psalm to worship God: Present selected phrases from psalms and then help children sing their own song of praise to God. Inviting children to complete the beginning of a praise line: "Praise God for, when I see I know my God is real, in the morning I say to God

Learning objectives:

To begin to comprehend that the Word of God in the Incarnation, revealed to the world the image of the Father.
To learn that for being made in the image of God, we, too, are icons, we are living icons of God.

Core Activities and Learning

1. The teacher will tell children that when we go into an Orthodox Church, we see icons or holy pictures everywhere. An icon is like a window that helps us look into heaven. It shows us the holy people, or saints, who lived before us. They are now in heaven where they pray for us. When we stand in Church and see all the icons of Christ and the saints, we feel that we are not alone. We feel that we are part of God's family. All the saints are our brothers and sisters. We, too, are called to be saints – God's holy people.

The teacher will then explain to children that because each one of us is made in the image of God, we, too, are icons. The word *icon* means image (picture). We are living icons of Christ. Other people are also living icons of God. That is why we treat them with love and respect.

2. The teacher will explain to children that the use of Icons in church finds the reasons in the very essence of Christianity, since Christianity is the revelation of the Word of God, but also of the Image of God, as St. John the Evangelist tells us, "*the Word became flesh and dwelt among us*" (John 1:14).

The teacher will explain to children that the Word of God in the Incarnation revealed to the world the image of the Father. When St. Philip asks Jesus, "*Lord, show us the Father*", He answered him: "*Have I been with you so long, and yet you do not know Me, Philip? He who has seen Me has seen the Father*" (John 14:8, 9).

The teacher will tell children that we can portray His Nativity from the Blessed Virgin, His Baptism in the Jordan, His Transfiguration on Mount Tabor, His sufferings, death and miracles. We can depict the Cross of Salvation, the Resurrection and the Ascension, both in words and in colours. We can confidently represent God the Invisible not as an invisible being, but as One Who has made Himself visible for our sake by sharing in our flesh and blood.

The teacher will tell children that the Holy Icons have a very important place in our church. The Iconostasis (Icon-screen) dividing the Altar from the rest of the church is covered with them, other icons are placed in important places throughout the church building. Even the walls and ceiling are covered with them in fresco or mosaic. The people prostrate themselves before them, kiss them, and burn candles before them. They are censed by the Priest and carried in processions. As we look at the front wall behind the holy table, we see a very large icon or holy picture of the Mother of God holding the Christ Child in her arms. This icon has an important message for us. It tells that our purpose in life as Christians is to have Christ come and live in us as He came to live in His Mother. It is an invitation for each of us to take Jesus from the arms of His Mother and carry Him into our hearts and lives.

3. The teacher will offer colouring pages and will invite children to choose their favourite icon to colour.

Resources.

Select in advance appropriate icons for the children to colour from this resource:-

https://1drv.ms/f/s!AiWFS1XPHpoKgclmPMT_tYha9-DqHQ

Colouring pencils and crayons

Review:

Icons help us to feel very close to God and his saints.

Follow Up:

In the next session, we will learn more about flowers and colours.