









FOLLOWERS – LESSON PLAN

Age	Term	Mod.	Module Theme	Module Title	Lesson Number and Title
14	2	3	HOLINESS	THE CROSS	60: Loving enemies

Use the syllabus framework to complete above. Infants: 20 minutes; Juniors: 30 minutes; Middles & Seniors: 45 minutes
(Mod. = Module Number, Module Theme - in the heading, Module Title - uppercase in the cell, Lesson Num [NO. column] and Title)

							
Verbal V <input checked="" type="checkbox"/>	Logical L	Spatial S	Kinaesthetic K	Musical M	Intra - personal P1 <input checked="" type="checkbox"/>	Inter - personal P2 <input checked="" type="checkbox"/>	Natural N

Tick the appropriate box(es) above [copy this: ☒] for the modes of learning being used in this session.

Prayer: Lord's Prayer

Starter: One student calls out "Love is (complete ...)" The next student calls out the opposite to the previous call: "Love is not (complete ...)" and so on until the ideas are exhausted.

Learning objectives: God loves and forgive us, so we should do the same for our neighbours, even our enemies.

Core Activities and Learning

1. The teacher reads John 13:35 "By this all will know that you are My disciples, if you have love for one another.". As the students: Can you think of a time when someone was kind to you even though you had not been kind to them? How did it make you feel?
2. Read Matthew 5:44-45. Make the connection with the previous lesson: our love as Christians should be without condition, and God tell us to love even our enemies. (Resource Sheet 60)
3. Discussion: Where does the love for enemies start? Ask the students to remember the Lord 's Prayer. Read Matthew 6:14 and 18:21-22. (Resource Sheet 60)
4. What is the connection between Christ's teaching and the cross? Reference: Luke 23:32-34. (Resource Sheet 60)
5. Activity: Ask the students to think about what our approach should be to our enemies. Write the suggestions on the board and discus them. (Pray for them, forgive them and start over, think about their good traits...etc.)
6. End piece: ask the students to keep silence and to think about good traits of their enemies or people with whom they do not get on well.

Resources: Resource Sheet 60, board / flip chart, markers.

Review: We should forgive, love and pray for our enemies.

Follow Up: Over the next few weeks try to improve a relationship with someone you find it difficult to get on with.