









FOLLOWERS – LESSON PLAN

Age	Term	Mod.	Module Theme	Module Title	Lesson Number and Title
13	2	3	HOLINESS	MONEY	55: Giving of ourselves

Use the syllabus framework to complete above. Infants: 20 minutes; Juniors: 30 minutes; Middles & Seniors: 45 minutes
(Mod. = Module Number, Module Theme - in the heading, Module Title - uppercase in the cell, Lesson Num [NO. column] and Title)

							
Verbal V <input checked="" type="checkbox"/>	Logical L <input checked="" type="checkbox"/>	Spatial S	Kinaesthetic K	Musical M	Intra - personal P1 <input checked="" type="checkbox"/>	Inter - personal P2 <input checked="" type="checkbox"/>	Natural N

Tick the appropriate box(es) above [copy this: ☒] for the modes of learning being used in this session.

Prayer: Lord's Prayer

Starter: see below

Learning objectives: We should give ourselves first to God, and then we should give our love to the others.

Core Activities and Learning

1. Discussion and starter: The expression of God's love to mankind is that He laid down His life for us. How can we express our love to the others?
2. Activity: separate students into two groups. Give each group the same texts (find these on Resource Sheet 55). After the discussion in the group a representative reports its conclusions about the verses. Then discuss the questions: How can we glorify the God? How do our bodies play a part? How can we devote ourselves to God?
3. We give ourselves through our love. But firstly, we should give ourselves to God. We need to present our minds and our hearts to God. St Paul the Apostle says: *"Finally, brethren, whatever things are true, whatever things are noble, whatever things are just, whatever things are pure, whatever things are lovely, whatever things are of good report, if there is any virtue and if there is anything praiseworthy—meditate on these things."* (Philippians 4:8).
4. Activity: The students should write down three things of their own choice from the list above of St Paul. Each student suggests to the group how these help us to present our minds and our hearts to God making it easier to give of ourselves. Then they should explain their answers as far as they are able.
5. Reflect on the words from 1 John 3:16: ("By this we know love, because He laid down His life for us. And we also ought to lay down our lives for the brethren) and self-sacrifice"). What practical ways are open to us to give of ourselves?
6. As a concluding activity for the module, students can make a "How to give" board. Take a large piece of cardboard for display purposes. Use magazine cuttings for a collage effect. Finally, think as a *team* what could be given as a *team* in the next few months to further God's work; for example: to help in the church, to be volunteers for a charity event, to collect food for a food bank etc.) Have the students' families cooperate in this venture if possible.

Resources: Resource Sheet 55, appropriate magazine cuttings for the collage, cardboard, pencils, markers.

Review: We should give ourselves first to God, and then we should give our love to the others.

Follow Up: Encourage and support the students in the next few weeks and months to fulfil the team offering to God's work.