









FOLLOWERS – LESSON PLAN

Use the syllabus framework to complete above. Infants: 20 minutes; Juniors: 30 minutes; Middles & Seniors: 45 minutes

Age	Term	Mod.	Module Theme	Module Title		Lesson Number and Title	
4	2	3	HOLINESS	Friends with God		10: Heaven as our other home	
<i>(Mod = Module Number, Module Theme - in the heading, Module Title - uppercase in the cell, Lesson Num [NO. column] and Title,</i>							
							
Verbal V <input checked="" type="checkbox"/>	Logical L	Spatial S <input checked="" type="checkbox"/>	Kinaesthetic K <input checked="" type="checkbox"/>	Musical M <input checked="" type="checkbox"/>	Intra - personal P1	Inter - personal P2	Natural N

Tick the appropriate box(es) above [copy this: ☒] for the modes of learning being used in this session.

Prayer: Almighty and Everlasting God, who lit the flame of Thy love in the hearts of the saints, grant unto us the same faith and power of love; that, as we rejoice in their triumphs we may profit by their examples, through Jesus Christ our Lord. Amen.

Starter:

Friends circle: Invite children to sit in a circle and play a Friends Game. Each child can take a turn at saying another child's name and why he is a good friend. Encourage children to name children who have not been named yet. Children may need ideas of what to say, such as "you are kind, you listen to your parents, you smile, you helped me," etc. After playing the game for a little while so everyone gets called on, invite children to pray in that circle and thank Jesus for being their best friend.

Learning objectives:

To learn that the glory of God which is in heaven is also in his Church.

To learn that, through Christ, heaven and earth are united.

To understand that when we partake Holy Communion we are united with God.

Core Activities and Learning

1. The teacher will tell children that heaven is the place of God's throne beyond time and space. It is the permanent home of God's angels, as well as of the saints who have passed from this life. We pray, "Our Father, who are in heaven. . ." Though we live in this world, we belong to the Kingdom of heaven, and this Kingdom is our true home.

The teacher will tell children that heaven is part of Christian life and worship and will explain that the very architecture of an Orthodox church building is designed so that the building itself participates in the reality of heaven. The teacher will show the children the icon of the Synaxis of the Apostles and will encourage children to describe what they see. Through asking questions the teacher encourages discussion to try to help children understand that angels, apostles and saints are all gathered together with the worshippers around the figure of our Lord Jesus Christ and that the entire Church, in heaven and on earth, converses with each other and lifts its heart in praise to God.

2. The teacher will tell children that Saint Paul teaches that we are raised up with Christ in heavenly places (*Ephesians 2:6*), "fellow citizens with the saints and members of the household of God" (*Ephesians 2:19*). During the Divine Liturgy, when we partake the Holy Communion, we are reminded that, through Christ, heaven and earth are united and that through Him, we have access to the Father. That same glory of God which is in heaven is also in his church. The teacher will explain to children that heaven is a free gift. However, we must let Jesus come into our heart so He can be Lord of our life.

3. Discussion Questions:

- What kinds of treasures do we tend to store on earth? (*Toys, collectables, money, clothes, etc.*)
- What kinds of treasures should we store in Heaven? (*Knowledge of God, caring for others, standing firm, etc.*)
- What happens to the treasures we store on earth, and what happens to the treasures we store in Heaven? (*The treasures we store on earth will disappear, but the treasures we store in Heaven will not only last forever, they also Glorify God.*)

4. The Heavens declare the glory of God activity. Invite children to paint / draw a night sky picture. Offer star printable templates and ask children to cut the stars out. Children will be invited to add their stars to fill the night sky, showing how the heavens declare the glory of God.

Resources:

Icon of the Synaxis of the Apostles, pictures that illustrates children partaking the Holy Communion, paper card, paints, coloured pencils, felt tip pens, star printable templates, scissors. Graphic Resource here:-

<https://1drv.ms/f/s!AiWFS1XPHpoKgclKfStQszKeEVIWQQ>

Review:

In the next session ask one of the children to recall what we have learnt this Sunday.

Follow Up:

In the next session, we will learn more about enjoying church, incense and censuring.