









FOLLOWERS – LESSON PLAN

Use the syllabus framework to complete above. Infants: 20 minutes; Juniors: 30 minutes; Middles & Seniors: 45 minutes

Age	Term	Mod.	Module Theme	Module Title	Lesson Number and Title
3	2	3	HOLINESS	Friends with God	5: Friendship with God forever

(Mod = Module Number, Module Theme - in the heading, Module Title - uppercase in the cell, Lesson Num [NO. column] and Title)

							
Verbal V <input checked="" type="checkbox"/>	Logical L	Spatial S <input checked="" type="checkbox"/>	Kinaesthetic K <input checked="" type="checkbox"/>	Musical M	Intra - personal P1	Inter - personal P2 <input checked="" type="checkbox"/>	Natural N

Tick the appropriate box(es) above [copy this: ☒] for the modes of learning being used in this session.

Prayer: Heavenly Father, you have called me to love you with all that I am, heart, soul, mind, and strength. Today I'm reminded especially of the opportunity I have to love you. All praise be to you, O God. Amen.

Starter:

Friends Circle: Invite children to sit in a circle and play a Friends Game. Each child can take a turn at saying another child's name and why he is a good friend. Encourage children to name children who have not been named yet. Children may need ideas of what to say, such as "you are kind, you listen to your parents, you smile, you helped me," etc. After playing the game for a little while so everyone gets called on, invite children to pray in that circle and thank Jesus for being their best friend.

Learning objectives:

To understand that friendship with God is the greatest friendship and our communion with God is expressed in love.
To learn that we are to have joy in knowing God forever, first here on earth, and later in heaven.

Core Activities and Learning

1. The teacher will encourage children to recall that our communion with God is expressed in love. Where love is, God is. Our love has its origin in God. God's love always comes first. We are to love God and one another because God Himself has loved first. God's love for us is given in the Holy Spirit. This love is the first and greatest "fruit of the Spirit" (Galatians 5.22), "for God's love has been poured into our hearts through the Holy Spirit which has been given to us" (Romans 5.5). The teacher will show to children the picture that illustrates the icon Jesus welcomes the children and will generate a discussion about Jesus and how we celebrate our friendship with God e.g. trying to be like Jesus in all that we do and say, following His ways, trying to love as He did.

2. The teacher will tell children that Jesus is our special Best Friend because no one has ever loved us as He does. He loved us so much that He gave His life for us. And He loves us today and forever just as much as He did then. Jesus said, "Greater love has no man than this, that a man lay down his life for his friends" (John 15:13).
The teacher will tell children that the Lord Jesus is living within us and He is making us more like Himself day-by-day. He knows about our faults, but He loves us, and He will never take His love away from us. Jesus is our special Best Friend because He wants only what is best for us. He will guide us in making decisions if we will ask for His help and trust Him. By keeping His commandments, we can continue in that sweet home and safe stronghold of His love. The obedience which we practice and express for love's sake will make us more capable of receiving, and more aware of possessing the love of Jesus Christ. The condition of knowing and feeling the warmth and blessedness of Christ's love to us is the submission of our nature to His commandments.

The teacher will explain children that we and Jesus are "Best Friends forever," but we must never forget who He is. He is our Saviour, our Lord, and our God, and we treat Him with respect and reverence. We are to have joy in knowing God forever, first here on earth, and later in heaven. It is the greatest friendship there can be. We grow in the knowledge of God and we experience Him as a compassionate, merciful, forgiving, grace-filled Father, One whose love for us is unconditional and unlimited, this is our understanding of Our Heavenly Father. That is the image of God for all of us to embrace and forever hold onto.

3. Create a friend of God paper crown. Children will use *I am a friend of God* printable star templates and coloured construction paper to create a friend of God paper crown. Children will be invited to cut the construction paper in half then cut out all the stars and glue the largest star in the middle of one of the bands. Give children time to decorate their crowns. Staple the bands together to fit each child's head. Children can wear their crowns home and talk about their friendship with God forever.

Resources:

Icon of Jesus Christ, Icon of the Holy Apostles, pictures that illustrate family scenes, pictures that illustrate children playing, picture that illustrate the icon Jesus welcomes the children. Graphics Resource here:

<https://1drv.ms/f/s!AiWFS1XPHpoKgcIkStQszKeEVIWQQ>

Review: Friendship with God makes us happy but we must keep being friends with God.

Follow Up:

In the next session, we will learn more about special times, celebrating name days.