









FOLLOWERS – LESSON PLAN

Age	Term	Mod.	Module Theme	Module Title	Lesson Number and Title
15	2	3	HOLINESS	Holiness in the Old Testament	64: The Three Holy Children

Use the syllabus framework to complete above. *Infants: 20 minutes; Juniors: 30 minutes; Middles & Seniors: 45 minutes*
 (Mod. = Module Number, Module Theme - in the heading, Module Title - uppercase in the cell, Lesson Num [NO. column] and Title)

							
Verbal V <input checked="" type="checkbox"/>	Logical L <input checked="" type="checkbox"/>	Spatial S	Kinaesthetic K	Musical M	Intra - personal P1 <input checked="" type="checkbox"/>	Inter - personal P2 <input checked="" type="checkbox"/>	Natural N

Tick the appropriate box(es) above [copy this:] for the modes of learning being used in this session.

Prayer: Thank you Lord for being with us all the time, surrounding us with your love, grace and your righteousness.

Starter: today we will discuss the story of three young champions who got saved because of their faith.

Learning objectives:

- to understand that the faith in Jesus Christ rise to any challenge or difficulty in our lives.
- to learn how not to be afraid of challenging situations and to trust in God for salvation.

Core Activities and Learning

- Read the following summary of the 3 holy children story and mention that it can be read in full in Daniel chapter 3.
 King Nebuchadnezzar set up a golden image in the plain of Dura (a word meaning simply "plain") and commanded that all his officials bow down before it. All who failed to do so would be thrown into a blazing furnace. Certain officials informed the king that the three Jewish youths: Hanania, Mishael, and Azaria, who bore the Babylonian names Shadrach, Meshach, and Abednego, and whom the king had appointed to high office in Babylon, were refusing to worship the golden statue. The three were brought before Nebuchadnezzar, where they informed the king that their God would be with them. Nebuchadnezzar commanded that they be thrown into the fiery furnace, heated seven times hotter than normal, but when the king looked he saw four figures, and not three, walking unharmed in the flames. Seeing this, Nebuchadnezzar brought the youths out of the flames and promoted them to even higher office, decreeing that any who spoke against their God should be torn limb from limb. (Source: Wikipedia)
- 5 minute thinking time: Ask each student to think of a difficult circumstance in their lives where their faith has helped them. STRICTLY ON A VOLUNTEER BASIS, invite the students (without any pressure or expectation) to share their experience.
- Distribute small pieces of notepaper to each student. Each student writes down one challenge that faith can rise to (NOT their own example given previously). Collect, fold and mix the offerings. Each student draws a note at random and after consideration (5 minutes) reads the point out aloud and suggests an approach from faith to meet that challenge. The students should be practical and specific. The Leader sums up at the end concerning the lessons that have been learned.

Resources: Resource Sheet 64, notepaper, pens.

Review: Be brave in your faith and you will be saved

Follow Up: Distribute the: "Song of the Three Holy Children" paper and ask the students to read it during the week and to memorise one verse of their choice and then keep it as their personal prayer.