









FOLLOWERS – LESSON PLAN

Age	Term	Mod.	Module Theme	Module Title	Lesson Number and Title		
5	2	3	HOLINESS	Prayer (1)	14: What we should pray		

*Use the syllabus framework to complete above. Infants: 20 minutes; Juniors: 30 minutes; Middles & Seniors: 45 minutes
(Mod. = Module Number, Module Theme - in the heading, Module Title - uppercase in the cell, Lesson Num [NO. column] and Title)*

							
Verbal V <input checked="" type="checkbox"/>	Logical L	Spatial S <input checked="" type="checkbox"/>	Kinaesthetic K	Musical M	Intra - personal P1 <input checked="" type="checkbox"/>	Inter - personal P2 <input checked="" type="checkbox"/>	Natural N

Tick the appropriate box(es) above [copy this: ☒] for the modes of learning being used in this session.

Prayer: Set our hearts on fire with love for You, O Christ our God, and teach us how to pray with all of our heart, in every way, anytime and anywhere. We know You'll always hear and answer our prayers. Amen.

Starter:

Remind the children that they can talk to God as they would their best friends. God wants to hear what each person has to say. Invite each child to thank God for one good thing that happened in the past week.

Learning objectives:

To understand that prayer is essential to Christian life and that we can communicate with God through the power of prayer.
To learn that the purpose of prayer is to have communion with God and to be made capable of accomplishing his will.
To learn to say or sing Lord's prayer using the Makaton signs.

Core Activities and Learning

Children will be told that they will be learning about what we should pray.

1. The teacher will encourage children to recall what they have learnt in previous lesson about prayer. The teacher will remind children that the prayer is an encounter with the Living God and that it gives us direct access to God, Who listens to us, helps and loves us. In prayer, we feel the presence of the Living God. Through prayer we know that God participates in everything that takes place in our lives. Therefore, conversation with God should be its main content.

The teacher will explain children that the main content of prayer should always be standing before God, have the experience of an encounter with Him. We need to pray in order to be with God, to come into contact with God, to feel God's presence. The teacher will tell children that through prayer we can learn about God. When praying, it is very important to be prepared for what God reveals to us. When we adjust our life to God, when we learn to fulfil His commandments, when the Gospel becomes our moral and spiritual rule, and when we learn to live in accordance with God's commandments, then we begin to feel how the soul responds to the presence of God in prayer.

2. The teacher will invite children to participate in a group discussion about the things we feel we need to share with God in prayer and will guide the discussion by addressing questions. The teacher will tell children that through prayer, we are able to stand before God and communicate with Him about everything that is happening in our lives. This can be a time to ask for forgiveness, tell Him about our day, ask for His advice, and praise Him for all He has done for us. The teacher will explain children that we can pray in different ways, in our own words for example and such prayer should constantly be in our hearts. Morning and evening, day and night, we can turn to God with simple words coming from the depths of our hearts. In some cases we do ask Him for specific help in various everyday circumstances (prayers for the morning and evening, for repentance and thanksgiving, for our family and friends, for help in school), but it is God's presence that we should seek. The teacher will tell children that prayer should grow out of the quietness of our hearts it should be said with attention and feeling, it should be spoken with care, reverence, and love. We know our prayer rule is working when we don't want to stop praying, when we feel the peace that comes from having handed our list of things that need to be accomplished that day over to Him.

3. Say the Lord's prayer using the Makaton signs. Encourage the children to sing along when saying the prayer, copying the actions (encourage children to practice signing).

Resources:

Prayer book, christ-gethsemane.jpg, Lords-Prayer-Makaton.jpg,

Review:

Prayer is standing before God, loving Him and trusting Him, listening to Him and obeying Him.

Follow Up:

Think of good places to pray during the next week.