









FOLLOWERS - LESSON PLAN

Age	Term	Mod.	Module Theme	Module Title	Lesson Number and Title		
4	2	3	HOLINESS	Saints as friends	9: Angels to guard us		

Use the syllabus framework to complete above. Infants: 20 minutes; Juniors: 30 minutes; Middles & Seniors: 45 minutes
(Mod. = Module Number, Module Theme - in the heading, Module Title - uppercase in the cell, Lesson Num [NO. column] and Title)

							
Verbal V <input checked="" type="checkbox"/>	Logical L	Spatial S <input checked="" type="checkbox"/>	Kinaesthetic K <input checked="" type="checkbox"/>	Musical M <input checked="" type="checkbox"/>	Intra - personal P1	Inter - personal P2	Natural N

Tick the appropriate box(es) above [copy this: ☒] for the modes of learning being used in this session.

Prayer: Almighty and Everlasting God, who lit the flame of Thy love in the hearts of the saints, grant unto us the same faith and power of love; that, as we rejoice in their triumphs we may profit by their examples, through Jesus Christ our Lord. Amen.

Starter:

Friends circle. Invite children to sit in a circle and play a Friends Game. Each child can take a turn at saying another child's name and why he is a good friend. Encourage children to name children who have not been named yet. Children may need ideas of what to say, such as "you are kind, you listen to your parents, you smile, you helped me," etc. After playing the game for a little while so everyone gets called on, invite children to pray in that circle and thank Jesus for being their best friend.

Learning objectives:

To learn that angels are God's servants, sent by Him into the world to serve His will, to guide, protect, and enlighten us.
To learn that God has given each of His children a guardian angel to watch over them.
To learn to pray to the guardian angel.

Core Activities and Learning

1. The teacher will tell the children that in His goodness God gave us the angels to guide, protect, and enlighten us, and to bring us back to the right way. The Holy Bible tells us that angels are God's servants, sent by Him into the world to serve His will. The teacher will tell children that there is a description in the Bible of millions of angels praising God in Heaven and that God has also commanded His angels concerning us. Though we may not see them or know they are there, angels are watching over us, transporting blessings into our lives, protecting us from danger and helping us to glorify God. *"For He will command His angels concerning you to guard you in all your ways. On their hands they will bear you up, lest you strike your foot against a stone."* (Psalm 91:11-12)

The teacher will tell children that the New Testament records the presence of angels: they are always around Christ as their Creator and Lord from the beginning of His Incarnation, always ready to serve Him. They worshipped Him on earth as they worshipped Him in Heaven, and they loved Him on His Cross as they love Him in His Heavenly glory. With gladness they supported His work, His Church on earth. When He was born in the cave, there appeared a multitude of the heavenly host praising God (Luke 2:13), the icon painters were right in painting many angels around Christ, as at His baptism when the Heavens were opened unto Him, at the Transfiguration, around His Crucifixion, at the Resurrection and at His Ascension. The teacher will tell children that whom Christ loves, His angels love too. He loved children, and ordered His angels to be their guardians. He said: *"...in heaven their angels always see the face of My Father who is in heaven"*. (Matthew 18:10)

2. The teacher will tell children that God created angels in heaven to praise Him and also to help us. Sometimes God sends His angels with special messages to His people, like the Angel who told The Mother of God that she will be the mother of Baby Jesus. Some angels are special, because they are in charge of other angels, they are called Archangels. There are Archangel Michael, Gabriel, Raphael and others. There are also many guardian angels.

The teacher will tell children that God has given each of His children a guardian angel to watch over them. Angels protect us from bad things that can happen to us. We do not see our guardian angel, but this angel is next to us all the time, whether we are in school when we are playing, sleeping, or running. The guardian angel's role is to keep us safe. Angels are always praising God in heaven by singing beautiful hymns. Angels are beautiful and kind.

The teacher will show the children the icon of the guardian angel, the icon of the Archangels Michael and Gabriel and the icon of the Annunciation. The teacher will ask the children how they think angels look? They have wings... they are bright... are they wearing white? Ask the children if they know where angels live. How many angels live in heaven?

The teacher will tell children that there is a prayer to the guardian angel in the morning prayers. Each day, we should ask for his assistance. He has been sent by God to help us. Off course, by "pray", we mean merely that we should ask for help. All help ultimately comes from God, but He enables men and angels to help others according to His will.

3. Angel craft activity. Make crafts of angels using half paper plates made like a cone, a drawn head and decorative paper as wings. Bring a white tunic, wings, and hallow. Let the children take turns dressing up like angels.

Resources: Icons: annunciation2.jpg, archangels.jpg, guardian-angel-double.jpg

Review: Our guardian angel looks after us. By loving God we make him happy.

Follow Up: What do we think heaven is like?