









FOLLOWERS - LESSON PLAN

Age	Term	Mod.	Module Theme	Module Title	Lesson Number and Title
3	2	3	HOLINESS	Friends with God	4: Becoming a friend of God

Use the syllabus framework to complete above. Infants: 20 minutes; Juniors: 30 minutes; Middles & Seniors: 45 minutes

(Mod = Module Number, Module Theme - in the heading, Module Title - uppercase in the cell, Lesson Num [NO. column] and Title)

							
Verbal V <input checked="" type="checkbox"/>	Logical L	Spatial S <input checked="" type="checkbox"/>	Kinaesthetic K	Musical M	Intra - personal P1 <input checked="" type="checkbox"/>	Inter - personal P2 <input checked="" type="checkbox"/>	Natural N

Tick the appropriate box(es) above [copy this: ☒] for the modes of learning being used in this session.

Prayer: Dear Jesus, thank You for being the Best Friend we could ever have. Your word tells us that there is no greater love we could ever have than to have a friend lay down his life for us. That is exactly what You did when You died on the cross to forgive our sins. Thank You for loving us even before we first loved You.

Starter:

Friends circle. Invite children to sit in a circle and play a Friends Game. Each child can take a turn at saying another child's name and why he is a good friend. Encourage children to name children who have not been named yet. Children may need ideas of what to say, such as "you are kind, you listen to your parents, you smile, you helped me," etc. After playing the game for a little while so everyone gets called on, invite children to pray in that circle and thank Jesus for being their best friend.

Learning objectives:

To learn that we can become friends of God because Jesus has been a friend to us.

To understand that understand that friendships are not merely gifts from God, but lasting treasures that they must intentionally seek.

Core Activities and Learning

1. The teacher will encourage children to recall what they have learnt in the previous lesson about God's friendship with us. God created us and that He loves us, He wants to live in a personal relationship with us. God's love for us is unconditional outpouring and overflowing of God's divine nature and that God's unconditional love is the source of friendship. Our respect and love for others comes from Him, and our acceptance and affirmation of others comes from Him too. It is the model for building meaningful friendships.

2. The teacher will encourage children to engage in a group discussion about how to choose positive friendships. Questions to ask: 1) *Who is your best friend? How long have you known him or her; why do you like him or her?* 2) *Have you ever had a friend who let you down? Do not use names, but what happened? How did it make you feel?* 3) *Is it hard to think of Jesus as a Friend? Why or why not?* 4) *How can we grow closer to Jesus as a Friend?*

The teacher will guide the children to understand that friendships are not merely gifts from God, but lasting treasures that they must intentionally seek. The teacher will encourage children to observe the model friendship: Jesus, the One who will be their unconditional, lifelong Friend. Children long for a best friend, and if they can discover that Jesus wants to be that Friend, He will equip them to evaluate other friendships. They will also enjoy having a companion to help them become that friend who will be a model for other relationships. Jesus gave everything to his friends His knowledge of God and His own life. Jesus is our model for friendship because he loved without limits and He makes it possible for us to live a life of friendship because we have been transformed by everything He shared with us. Through friendship we come to know God and through friendship we enact the love of God. We can become friends of God because Jesus has been a friend to us.

3. The teacher will introduce a child puppet or a doll, holding a newspaper, she has decided to place an ad for a new friend. When the teacher asks why, puppet sadly says that some of her friends have let her down, so she is looking for a new friend, a perfect friend. The puppet says she is also excited, because even though her friends have upset her, she knows that the perfect best friend is out there somewhere! The leader asks puppet to describe his idea of a perfect friend. Puppet says that she wants a friend who will always be nice, will always be helpful and kind, will never be selfish, and will never abandon her. The teacher tells the children that we know someone that can be the Greatest Best Friend anyone could ever have because He will always love you and will never leave your side and that this friend is Jesus. The teacher will tell the puppet that all she has to do to become Jesus' best friend is accept Jesus as her Saviour and talk to Him often through prayer. Puppet tells leader that this news is some of the best she has ever heard, and he cannot wait to talk to her new Best Friend!

Resources:

Icon of Jesus and the children (christ_children.jpg), pictures that illustrate children playing, a child puppet or a doll

Review:

God loves each one of us and counts us as His friends.

Follow Up:

Think about God being your friend forever.