









## FOLLOWERS – LESSON PLAN

Age	Term	Mod.	Module Theme	Module Title	Lesson Number and Title
16	2	3	HOLINESS	Holiness in the New Testament	68: God is Love

Use the syllabus framework to complete above. Infants: 20 minutes; Juniors: 30 minutes; Middles & Seniors: 45 minutes  
(Mod. = Module Number, Module Theme - in the heading, Module Title - uppercase in the cell, Lesson Num [NO. column] and Title)

							
Verbal V <input checked="" type="checkbox"/>	Logical L <input checked="" type="checkbox"/>	Spatial S	Kinaesthetic K	Musical M	Intra - personal P1 <input checked="" type="checkbox"/>	Inter - personal P2 <input checked="" type="checkbox"/>	Natural N

Tick the appropriate box(es) above [ copy this: ☒ ] for the modes of learning being used in this session.

**Prayer:** Trisagion Prayers

**Starter:** “God is Love” – Each student takes a minute or so to share with the rest of the group what that means. A minute’s silence is kept in between introducing the task and the sharing. The Leader should use this input to guide the process of the lesson.

**Learning objectives:** 1. To understand that creative, self-giving, triumphant love is the characteristic mark of God’s being and activity. 2. To understand the necessity of loving others to serve God. 3. To understand the Paschal dimension of the Love of God 4. To understand the Trinitarian aspect of the Divine Love.

### Core Activities and Learning

1. Distribute Resource Sheet 68 (page 1 only). The reading of the text is shared between the students. The text should be read through completely the first time, slowly and prayerfully.
2. The students spend a few minutes privately and quietly reviewing the text, thinking especially of the teachings that are clear and others that are not so clear. Notes may be written in the margins to assist.
3. Q&A session on the meaning of the text with the Leader.
4. Distribute Resource Sheet 68 (page 2). Draw the attention of the students to the colour coding of the verses. Working in pairs get the students to think about what the same colour coded verses share as a theme.
5. The pairs share their findings with the group.

This is approximate categorisation of the text: - (See Learning Objectives)

God’s character and activity  
Serving God in loving each other  
Paschal dimension of God’s Love  
Trinitarian aspect of the Divine Love

### The Paschal Dimension and the Trinitarian Dimension

**Note to Leader:** Make sure that the students understand that the crucifixion is not merely an example of God’s Love but a world changing victory of God’s Love through the self-sacrificing death of the God-Man Jesus Christ and his rising from the dead. This happened so that the Love of God might despoil and triumph over every opposing power of the devil .... most notably: death, evil, suffering and sin. This Love of God is the same relational and creative Love that the Father, the Son and the Holy Spirit have for one another and which created a Universe of 200 billion galaxies or more in which we delight.

**Resources:** Resource Sheet 68

**Review:** Read John 3:16

**Follow Up:** “Perfect love casts out fear.” How can I make this a practical reality in my own life and in the lives of others.