





FOLLOWERS – LESSON PLAN

Age	Term	Mod.	Module Theme	Module Title	Lesson Number and Title
14	2	3	HOLINESS	THE CROSS	58: Being Crucified with Christ

Use the syllabus framework to complete above. Infants: 20 minutes; Juniors: 30 minutes; Middles & Seniors: 45 minutes
(Mod. = Module Number, Module Theme - in the heading, Module Title - uppercase in the cell, Lesson Num [NO. column] and Title)

							
Verbal V <input checked="" type="checkbox"/>	Logical L <input checked="" type="checkbox"/>	Spatial S	Kinaesthetic K	Musical M <input checked="" type="checkbox"/>	Intra - personal P1 <input checked="" type="checkbox"/>	Inter - personal P2 <input checked="" type="checkbox"/>	Natural N

Tick the appropriate box(es) above [copy this: ☒] for the modes of learning being used in this session.

Prayer: The Creed

Starter: Ask the students what it means to be a Christian? (A good person is not a satisfactory answer. Challenge them with the question: "Are there not Muslims, atheists and others who are also good people?") Take a longer time over the starter task this week, (10 minutes at least).

Learning objectives: to understand that to crucify the "old man" is our attitude as Christians and this is our way of life.

Core Activities and Learning

1. The teacher remembers the lesson about the Way of the Cross and we all have our own cross and should bear it with humility. St. Apostle Paul tells us we should be crucified with Christ. This is our attitude and our way of life.
2. Activity: separate the students into groups by 3-4 persons. Ask them to read Galatians 2:20 and Romans 6:5-6 and brainstorm on the points after the text. Then every group presents its results. Teacher summaries and write the results on the board. (see Resource Sheet 58)
3. During the church year, we venerate the cross on 14 September and on the third Sunday of the Great Lent. The Lenten period helps us to crucify the "old man" (Romans 6:6), to live in the love of God and to be raised with Him.
4. Activity – fill in the missing words (see the Resource Sheet).
5. End piece: sing together (or read) the troparion of the Holy Cross (See Resource Sheet).

Resources: resource sheet for the teacher, work sheets for the students, board.

Review: The cross is our way of life and through this everyday fight our life become more and more filled by the Holy Spirit.

Follow Up: next week make a connection with this lesson and the new one, about loving without conditions.