









FOLLOWERS – LESSON PLAN

Age	Term	Mod.	Module Theme	Module Title	Lesson Number and Title
13	2	3	HOLINESS	MONEY	53: Giving to the Poor

Use the syllabus framework to complete above. Infants: 20 minutes; Juniors: 30 minutes; Middles & Seniors: 45 minutes
(Mod. = Module Number, Module Theme - in the heading, Module Title - uppercase in the cell, Lesson Num [NO. column] and Title)

							
Verbal V <input checked="" type="checkbox"/>	Logical L <input checked="" type="checkbox"/>	Spatial S <input checked="" type="checkbox"/>	Kinaesthetic K	Musical M	Intra - personal P1 <input checked="" type="checkbox"/>	Inter - personal P2 <input checked="" type="checkbox"/>	Natural N

Tick the appropriate box(es) above [copy this: ☒] for the modes of learning being used in this session.

Prayer: Christ, the true light, who enlightens and sanctifies every person coming into the world, let the light of Your countenance shine upon us that we may see Your unapproachable light; and guide our steps in the way of Your commandments, through the intercessions of Your all-holy Mother and of all the Saints. Amen.

Starter: Group reflection – ask students what should they do if they were given £1000.

Learning objectives: giving to the poor is fulfilment of God's commandments.

Core Activities and Learning

1. Separate students into two groups. Give to the one group the Old Testament verses, the other group the New Testament verses (See Resource Sheet 53).

Discuss the difference between Old Testament and New Testament commandments about the poor.

The first part of the task is to summarise the teaching of each part of the Bible in 3 to 5 main points.

A representative of each group reports their conclusions. A discussion follows.

[In the Old Testament giving to the poor is an obligation but in the New Testament it depends of our free will – are we going to fulfil Christ's commandments or not?]

2. Discussion: Why should we help poor people? How can we help them? A percentage? As much as we can?
3. Activity: make a poster for a parish donation to a particular charity. Use not more than 3 verses on the poster.

(The Leader may need to prepare some ideas about the options before the lesson and also consult with the parish priest).

4. Other possible Activity: choose one or two verses about giving to the poor. Ask the students to draw round their hands and cut out the shapes. Write on every "hand" a word or phrase of a chosen verse. Arrange these in order in a circle on the classroom wall.

Resources: Resource Sheet 53, paper, pencils, markers, art materials.

Review: with the giving to the poor we give to God, and fulfil Christ's commandments.

Follow Up: Ask students to collect information about a favourite charity organisation and prepare a short presentation for the next lesson.