









FOLLOWERS – LESSON PLAN

Age	Term	Mod.	Module Theme	Module Title	Lesson Number and Title
12	2	3	HOLINESS	STRUGGLE	48: Spiritual Warfare

Use the syllabus framework to complete above. Infants: 20 minutes; Juniors: 30 minutes; Middles & Seniors: 45 minutes
(Mod. = Module Number, Module Theme - in the heading, Module Title - uppercase in the cell, Lesson Num [NO. column] and Title)

							
Verbal <input checked="" type="checkbox"/>	Logical <input checked="" type="checkbox"/>	Spatial <input checked="" type="checkbox"/>	Kinaesthetic K	Musical M	Intra - personal <input checked="" type="checkbox"/>	Inter - personal <input checked="" type="checkbox"/>	Natural N

Tick the appropriate box(es) above [copy this:] for the modes of learning being used in this session.

Prayer: Lord's Prayer

Starter: Quick ideas check: As soldiers of Christ what do we fight against?

Learning objectives: To understand the nature of spiritual warfare and that this is a part of every believer's journey. To understand that we are in a spiritual battle. The more we dedicate ourselves to God the more spiritual battles we will have to fight, but this is for our good and the good of others.

Core Activities and Learning

1. Leader reads Ephesians 6:10-20 and relates the students' answers in the Starter task with the Epistle text. What do we learn here about spiritual warfare? What exactly are we fighting with? Think about the conflict between good and evil, between believers and the devil. How is to be fought? We have to choose which side we will take because in this battle we are responsible for our own decisions and these have consequences. A good decision is to be made in the name of Christ. God is called the giver of "every good and perfect gift," while the Devil is called the "father of lies" (John 8:44). We are to serve God and say no to the Devil.
2. Ask the students what they think are the devil's weapons against us? (for example: cares, worries, affairs of this world, worldly people, pleasures, problems and hardships in life, riches, separation from God's people etc.)
3. Distribute the picture "armour-of-god.jpg" (American spelling, UK: "armour") and ask them to write the names of the weapons on it. Colour this or write explanatory notes on the back giving more detailed explanations for each piece of armour.
4. Closure: Ask one of the students to read Luke 4: 1 – 13. Explain that our Lord Jesus Christ was tempted as we are but without sinning. As God, he took up the battle against the devil and gave us the victory in His death and resurrection. We now have His power and wisdom available to us by the gift of the Holy Spirit.

Resources: armour-of-god.jpg, pens and colouring pencils

Review: To be successful in spiritual warfare, we need to put on the full armour of God.

Follow Up: Decide on something that with God's grace and protection you can overcome during the next month. It may be something wrong you are inclined to do, a bad attitude or some other weakness or sin.