









FOLLOWERS – LESSON PLAN

Age	Term	Mod.	Module Theme	Module Title	Lesson Number and Title
4	2	3	HOLINESS	Saints as friends	8: Saints as guides

Use the syllabus framework to complete above. Infants: 20 minutes; Juniors: 30 minutes; Middles & Seniors: 45 minutes
(Mod. = Module Number, Module Theme - in the heading, Module Title - uppercase in the cell, Lesson Num [NO. column] and Title)

							
Verbal V <input checked="" type="checkbox"/>	Logical L	Spatial S <input checked="" type="checkbox"/>	Kinaesthetic K	Musical M	Intra - personal P1 <input checked="" type="checkbox"/>	Inter - personal P2 <input checked="" type="checkbox"/>	Natural N

Tick the appropriate box(es) above [copy this: ☒] for the modes of learning being used in this session.

Prayer: Almighty and Everlasting God, who lit the flame of Thy love in the hearts of the saints, grant unto us the same faith and power of love; that, as we rejoice in their triumphs we may profit by their examples, through Jesus Christ our Lord. Amen.

Starter:

Friends circle. Invite children to sit in a circle and play a Friends Game. Each child can take a turn at saying another child's name and why he is a good friend. Encourage children to name children who have not been named yet. Children may need ideas of what to say, such as "you are kind, you listen to your parents, you smile, you helped me," etc. After playing the game for a little while so everyone gets called on, invite children to pray in that circle and thank Jesus for being their best friend.

Learning objectives:

To begin to comprehend that Holiness is a gift given by God to people, through the Holy Spirit.

To understand that the Saints are all "friends" of God and that having a prayer relationship with a saint can guide us in our spiritual path to salvation in the Church.

Core Activities and Learning

1. The teacher will encourage the children to remember that Saints are people who, before reaching the glory of heaven, lived a normal life, with joys and griefs, struggles and hopes. They followed God with all their heart and through their genuine piety and absolute obedience to God, they pleased Him and have therefore been "sanctified" both in soul and body, and glorified in this world. The teacher will help children recall that having a prayer relationship with a Saint is a very good way that we can gain help in our spiritual path to salvation in the Church.

The teacher will explain the children that all knowledge comes from our Heavenly Father, and the Saints can be our guides in our search for that knowledge. The Saints can be our guides because they know our struggles. A faithful communion with the Saints is very helpful to bringing peace and happiness to our daily lives.

2. The teacher will tell children that God calls us to be holy... and He gives us the Saints to inspire and guide us. They, who in their own lives experienced difficulties and struggled with weaknesses as we do, yet succeeded in achieving sanctity, have traced out for us the path to heaven; we must imitate them in putting God first, bearing and offering up our crosses, and always doing His Holy Will.

The teacher will encourage children to take part in a discussion about their patron Saint and will talk to children about the significance of the patron Saints, our communion with them in our daily life and how they can guide us on our journey of faith. The teacher will tell children that reading biographies and writings of Saints helps us to find examples of faith, virtue, courage, perfect love of God and total abandonment to Him show us how we, too, can overcome the obstacles, use our sufferings and work for His greater glory in our own time. They prove sanctity is possible and achievable for every one of us.

3. Icons of Saints – colouring pages. Invite children to choose from a variety of colouring pages that represent an icon of Jesus, a Saint, the Mother of God or the icon of all saints.

Use these resource locations: -

Line Drawings: https://1drv.ms/f/s!AiWFS1XPHpoKgclmPMT_tYha9-DqHQ

Colour Icons: <https://1drv.ms/f/s!AiWFS1XPHpoKgdlJr-uQxYQwSc8a5Q>

Resources:

Icon of the Holy Theotokos, icon of all Saints of the British Islands and Ireland, icon of Saint Nicholas, picture of the iconostasis, colouring pages of Saint Nicholas, colouring page of patron saints, coloured pencils, felt tip pens.

Review:

In the next session ask one of the children to recall what we have learnt this Sunday.

Follow Up:

In the next session we will learn more about how the angels guard us.