









FOLLOWERS – LESSON PLAN

Age	Term	Mod.	Module Theme	Module Title	Lesson Number and Title
12	2	3	HOLINESS	STRUGGLE	46: Human Weakness and Sin

Use the syllabus framework to complete above. Infants: 20 minutes; Juniors: 30 minutes; Middles & Seniors: 45 minutes
(Mod. = Module Number, Module Theme - in the heading, Module Title - uppercase in the cell, Lesson Num [NO. column] and Title)

							
Verbal V <input checked="" type="checkbox"/>	Logical L <input checked="" type="checkbox"/>	Spatial S	Kinaesthetic K	Musical M	Intra - personal P1 <input checked="" type="checkbox"/>	Inter - personal P2 <input checked="" type="checkbox"/>	Natural N

Tick the appropriate box(es) above [copy this:] for the modes of learning being used in this session.

Prayer: Lord's Prayer

Starter: "Make your choice" – see the resource sheet

Learning objectives: To understand that everybody has the right to make his/hers own choice. Sometimes we make the wrong choice but it doesn't mean we are bad people and it doesn't mean God abandoned us. We have to accept that as human beings we have our own weaknesses and to ask God for help and for forgiveness of our sins.

Core Activities and Learning

1. Divide the students into 2 groups. One group for those who choose vegetables/fruits and the other group for those who choose sweets. (The Leader may need to intervene in the group selection to ensure even numbers!) One representative of each group reports on the discussion. Why did they make that choice? Did they make the right choice? What do they think about the other group's choice? Are they right or not? Then the leader analyses the students' answers and explains that as human beings we are weak and when we fall we must get up and ask for help because God does not abandon us. He lets us make mistakes and fall so that we might come to know our own weakness. This helps us to become more patient with others who make mistakes and, therefore, we do not judge. No one in a weak state is abandoned by God. He can help us but His power is effective only if and when we ask for help and acknowledge our own weakness and sinfulness and ask for forgiveness, guidance and strength.
2. The leader explains further about human weakness and sin and shows from the Cross how God loves us without condition. As our Father, He is always ready to forgive us and help us to get up when we fall. Here the leader can ask a student to read Luke 15:11-32 – The parable of prodigal son. He / She can show them how the parable is depicted in the church art and explore the themes of the icon.
3. Discussion: The leader asks students to consider when they have done something wrong. How did they feel? How did it go with the person wronged, (unless it was a "secret" sin and nobody knew). Did they forgive them? Did they help them to understand their mistake or did they just make things worse? What else was a factor? *[Be careful with this part – this is not a public confession! No student should be encouraged to bare his / her soul in public. If no one volunteers anything talk together in generalities]*. After the discussion, the leader reads 1 John 1:8-10 and explains what we learn from this.
4. End piece: I thank You, Lord our God, that again on this occasion You have opened my eyes to the light of Your wisdom. You have gladdened my heart with the knowledge of truth. I entreat You, Lord, help me always to do Your will. Bless my soul and body, my words and deeds. Enable me to grow in grace, virtue and good habits, that Your name may be glorified, Father, Son and Holy Spirit, now and forever. Amen.

Resources: Icon: Prodigal Son (prodigal.jpg)

Review: We are weak and always should ask God for help. We have to accept we are weak, to confess our sins and to ask for forgiveness because God loves us.

Follow Up: ask students next time to say what is most important when we are weak and fall.