









FOLLOWERS – LESSON PLAN

Age	Term	Mod.	Module Theme	Module Title	Lesson Number and Title
3	2	3	HOLINESS	Friends with God	1: Friendship

Use the syllabus framework to complete above. Infants: 20 minutes; Juniors: 30 minutes; Middles & Seniors: 45 minutes
(Mod.= Module Number, Module Theme - in the heading, Module Title - uppercase in the cell, Lesson Num [NO. column] and Title)

							
Verbal V <input checked="" type="checkbox"/>	Logical L	Spatial S <input checked="" type="checkbox"/>	Kinaesthetic K <input checked="" type="checkbox"/>	Musical M <input checked="" type="checkbox"/>	Intra - personal P1	Inter - personal P2	Natural N

Tick the appropriate box(es) above [copy this: ☒] for the modes of learning being used in this session.

Prayer: O Lord, source of all love and goodness, as you have blessed my life with the gift of a faithful friend, so now, surround my friend with Your grace, Your loving care and protection. May our friendship be a bond which brings others closer to you and gives glory to Your Holy Name. Amen.

Starter:

Friends circle. Invite children to sit in a circle and play a Friends Game. Each child can take a turn at saying another child's name and why he is a good friend. Encourage children to name children who have not been named yet. Children may need ideas of what to say, such as "you are kind, you listen to your parents, you smile, you helped me," etc. After playing the game for a little while so everyone gets called on, invite children to pray in that circle and thank Jesus for being their best friend.

Learning objectives:

To learn the Christian meaning of friendship.

To begin to comprehend that the friendship and the unity of the faithful resembles unity of love of the Three Persons of the Holy Trinity. To learn about stories of great friendship in the Bible.

Core Activities and Learning

Children will be told they will be learning about friendship and what it means for our Christian life.

1. The teacher will tell the children that the Bible says to have friends, we should show ourselves to be friendly. There are fewer things in life that are more valuable than a good friend and the Bible is full of stories of some of the greatest friendships in history. The teacher will tell the children that good friends challenge each other to goodness. A true friend shows continual loyalty. True friends are also willing to sacrifice and persevere with each other. Even if their friends do something wrong, they are willing to forgive them, lead them to repentance, and teach them in humility what is right, without hurting their feelings. Our Lord goes to the stage of laying down His life for his friends on the cross. He also said to His disciples, "I will no longer call you slaves but friends." The teacher will explain to the children that the purpose of creation and the Incarnation of our Lord is not only that we be saved, to be united, each of us separately, with God, but to unite all of the Faithful with one another and to come to such love and unity among ourselves, that they will resemble and mirror the eternal, and blessed unity of love of the Three Persons of the Holy Trinity.

Jesus said that the two most important commandments are to love God with all your heart and love your neighbour as yourself. We often experience God's love through the love of a friend. The book of Proverbs clearly tells us what makes a good friend - how to develop and maintain meaningful friendships.

The teacher will ask the children the question: What makes a good friend? (Show to children pictures that illustrate the value of a true friend, discuss the pictures and invite children to

Faithfulness. Friends do not desert each other when times are bad. / Bringing out the best in each other. Friends do not ask their friends to participate in sin. They look out for each other. / Keeping confidences. Friends do not gossip. Kindness. Friends do not carry jokes too far. / Generosity. Friends do not turn away when their friend is in need. / Forgiveness. Friends do not seek revenge. / Telling the truth - even if it is "bad news". Friends do not with-hold the truth in order to save the other person's feelings. / Unselfishness. Friends look out for the interests of each other.

2. A Biblical Model of Friendship – the greatest biblical friendship is that of David and Jonathan. Jonathan was the son of David's enemy, King Saul. Saul was out to kill David because he was jealous of him and knew that he would replace him on the throne of Israel. Saul's son Jonathan knew this and was such a loyal friend of David that he alerted David of the danger and saved his life when he found out that Saul wanted to kill David. Jonathan told David that, "Whatever you want me to do, I'll do for you" (I Sam 20:4). We can read just how loyal of a friend Jonathan was to David in I Samuel 20: 16.

3. *Connected friends.* Roll out a long sheet of paper from a paper roll so that children can draw friends HOLDING HANDS. Make a colourful title: We are friends. Jesus is our best friend that will lead children to discuss today's story.

Resources:

The Bible for Young Children, icon of Jesus, icon of Holy Trinity, pictures that illustrate the value of a true friend, picture of David and Jonathan, paper roll, coloured pencils, felt tip pens

Review:

Friendship with God is the experience of the saints and an invitation to us.

Follow Up:

In the next session, we will learn more about how to be a friend.