









## FOLLOWERS – LESSON PLAN

Use the syllabus framework to complete above. Infants: 20 minutes; Juniors: 30 minutes; Middles & Seniors: 45 minutes

Age	Term	Mod.	Module Theme	Module Title	Lesson Number and Title		
4	2	3	HOLINESS	Saints as friends	6: Saints as friends of God		

(Mod = Module Number, Module Theme - in the heading, Module Title - uppercase in the cell, Lesson Num [NO. column] and Title)

							
Verbal V <input checked="" type="checkbox"/>	Logical L	Spatial S <input checked="" type="checkbox"/>	Kinaesthetic K	Musical M	Intra - personal P1	Inter - personal P2 <input checked="" type="checkbox"/>	Natural N

Tick the appropriate box(es) above [ copy this: ☒ ] for the modes of learning being used in this session.

**Prayer:** Almighty and Everlasting God, who lit the flame of Thy love in the hearts of the saints, grant unto us the same faith and power of love; that, as we rejoice in their triumphs we may profit by their examples, through Jesus Christ our Lord. Amen.

**Starter:**

*Friends circle.* Invite children to sit in a circle and play a Friends Game. Each child can take a turn at saying another child's name and why he is a good friend. Encourage children to name children who have not been named yet. Children may need ideas of what to say, such as "you are kind, you listen to your parents, you smile, you helped me," etc. After playing the game for a little while so everyone gets called on, invite children to pray in that circle and thank Jesus for being their best friend.

**Learning objectives:**

To begin to comprehend that Holiness is a gift given by God to people, through the Holy Spirit.

To understand that the Saints are all "friends" of God and that having a prayer relationship with a saint can help us in our spiritual path to salvation in the Church.

**Core Activities and Learning** (Note: this is Guidance for Teachers, not language to be used with children of this age!)

Children will be told they will be learning about Saints as friends of God.

1. The teacher will tell the children that holiness or sainthood is a gift (*charisma*) given by God to people, through the Holy Spirit. The Saints are all "friends" of God. "You are My friends if you do whatever I command you. No longer do I call you servants, for a servant does not know what his master is doing; but I have called you friends, for all things that I heard from My Father I have made known to you." (John 15:14-15) Through their genuine piety and absolute obedience to God, they pleased Him and have therefore been "sanctified" both in soul and body, and glorified in this world. They followed God with all their heart. They are people who, before reaching the glory of heaven, lived a normal life, with joys and griefs, struggles and hopes. Each saint changed his or her life, because, when they recognized the love of God, they followed Him with all their heart, without conditions. They spent their lives in the service of others, they endured suffering and adversity without hatred and responded to evil with good, spreading joy and peace. The Saints give us a message. They tell us: Be faithful to the Lord, because the Lord does not disappoint. He does not disappoint ever, and He is a good friend, always at our side.

The teacher will explain to children that the Saints have been accepted in God's heaven after their passing from the world into eternal life. Many Saints have been given special "grace" or "favour" to perform miracles either before their departure from this world or after. They have been granted the special gift to pray and intercede for those still living in this world and fighting the "good fight" for the glory of God and their own perfection in Christ. This intercession comes from the fact that they also are part of the "Communion of Saints". They share prayers and good works with Christians on earth and there is a constant interaction and unity between the glorified Saints in Heaven and Christians who still live in the world. In our prayers we can also ask the saints to intercede for us and to help us in our worldly struggles. Having a prayer relationship with a Saint is another way that we can gain help in our spiritual path to salvation in the Church.

2. The teacher will tell the children that the Saints are near the Throne of God. They are those He has received in His heavenly mansions in fulfilment of His words: *Where I am, there you may be also.* (John 14:3) Instead of praying for forgiveness of their sins, we praise them for their struggles in Christ. We make petitions to them asking them to pray for us and the remission of our sins and spiritual growth, seeking their help in our spiritual needs. "Our communion in prayer with the Saints is the realization of the bond between Christians on earth and the Heavenly Church." (Heb 12:22-23)

The teacher will tell the children how effectively the Communion of Saints is expressed on the walls of Orthodox Churches where the angels, prophets, apostles, martyrs and saints are all gathered together with the worshippers around the figure of the All-Ruling Christ in the dome. The entire Church, that in heaven and that on earth, converses with each other and lifts its heart in praise to God.

3. *Icons of Saints – colouring pages.* Invite children to choose from a variety of colouring pages that represent an icon of Jesus, a Saint, the Mother of God or the icon of all saints.

**Resources:**

icon of all saint of the British Islands and Ireland, icon of Jesus, icon of Apostles, Icons of Saints colouring pages, colouring pencils, felt tip pens. For line drawings to colour in, go here .... [https://1drv.ms/f/s!AiWFS1XPHpoKgclmPMT\\_tYha9-DqHQ](https://1drv.ms/f/s!AiWFS1XPHpoKgclmPMT_tYha9-DqHQ)

**Review:**

In the next session ask one of the children to recall what we have learnt this Sunday.

**Follow Up:**

In the next session we will learn more about saints as helpers. How can saints help us?