









## FOLLOWERS – LESSON PLAN

Age	Term	Mod.	Module Theme	Module Title	Lesson Number and Title
10	2	3	HOLINESS	STUDY	36: Reading the Bible.

Use the syllabus framework to complete above. Infants: 20 minutes; Juniors: 30 minutes; Middles & Seniors: 45 minutes  
(Mod. = Module Number, Module Theme - in the heading, Module Title - uppercase in the cell, Lesson Num [NO. column] and Title)

							
Verbal V <input checked="" type="checkbox"/>	Logical L <input checked="" type="checkbox"/>	Spatial S <input checked="" type="checkbox"/>	Kinaesthetic K	Musical M	Intra - personal P1	Inter - personal P2 <input checked="" type="checkbox"/>	Natural N

Tick the appropriate box(es) above [ copy this: ☒ ] for the modes of learning being used in this session.

**Prayer:** The Lord's Prayer.

**Starter:** Show the children a map and ask them how it is used. A map gives guidance on where to go geographically. In the same way the Bible is giving us guidance of how to live according to our beliefs.

**Learning objectives:** To learn the importance of reading the Bible.

### Core Activities and Learning

**Explain** that the Bible is just like a map! It is the map that we use to help us know how to live our Christian lives. Tell the children that God's word (The Bible) is useful for telling us how to live our lives so that we may become more like Jesus! We should strive to read the Bible every day so that we can know what God says in the Bible.

Another image or symbol you can use to explain what the word of God does for our lives is a lamp. The word of God is like a lamp that lights our way so that we won't get lost and stay on the right path with God. This is a verse from Psalm 119:105 'Your word is a lamp for my feet, a light on my path.'

Explain to the children how they will need help to read the Bible on their own. This help can be obtained by studying the Bible together with the priest, following the readings in the Church's calendar and by following a reading scheme. Emphasis that they always need to study with help from the Church Fathers. Books to help are readily available from such Orthodox publishing houses as Ancient Faith Publications, Potamitis, the various seminary presses and others. Your priest can advise and help.

### Craft activity: Bible Bookmarks

#### Instructions:

Click on the link of your choice (below) to print the template. Colour as appropriate.

Cut the bookmark out (one big rectangle) and fold in half (left to right) along the centre line.

Glue so it stays folded together.

OPTIONAL: cover with clear contact paper or laminate so it lasts longer (you could also put a piece of cardboard in the centre before gluing for a sturdier bookmark).

OPTIONAL: Punch a hole in the top of the bookmark and tie a string/wool through as a tassel.

<http://www.dltk-bible.com/t.asp?t=http://www.dltk-bible.com/bookmarks/bbiblebookmarknew.gif>

<http://www.dltk-bible.com/t.asp?t=http://www.dltk-bible.com/images/bbiblebookmark1.gif>

**Resources:** The Bible, the Psalms.

**Review:** The Bible gives us a road map to travel by faith, hope and love towards God.

**Follow Up:** Memorise the following bible verse: "The ordinances of the Lord are sure and altogether righteous. They are more precious than gold, than much pure gold; they are sweeter than honey, than honey from the comb." (Psalm 19:9b-10)