









FOLLOWERS – LESSON PLAN

Age	Term	Mod.	Module Theme	Module Title	Lesson Number and Title
13	1	2	WORSHIP	Senses and Materials	54: Vestments

Use the syllabus framework to complete above. Infants: 20 minutes; Juniors: 30 minutes; Middles & Seniors: 45 minutes
(Mod. = Module Number, Module Theme - in the heading, Module Title - uppercase in the cell, Lesson Num [NO. column] and Title)

							
Verbal V <input checked="" type="checkbox"/>	Logical L <input checked="" type="checkbox"/>	Spatial S <input checked="" type="checkbox"/>	Kinaesthetic K	Musical M	Intra - personal P1	Inter - personal P2	Natural N

Tick the appropriate box(es) above [copy this: ☒] for the modes of learning being used in this session.

Prayer: Trisagion Prayers

Starter: From the “Follow Up” activity of the previous week, the students share what they have learned from the priest about his vestments.

Learning objectives: To understand the priestly vestments in terms of their use and symbolism.

Core Activities and Learning

Resource: Go here for a guide to priestly vestments and their use: - <https://spark.adobe.com/page/s44gH/>

The deacon's vestments, of course are a simpler variation of those of the priest with the stole worn diagonally, no belt and no phelonion (or chasuble), but rather, instead, a deacon's sticharion (heavier than that of a priest and a bishop). The following activities, therefore, only concern the priest's vestments. (For the bishop's vestments see Lesson 56, Age 14 Term 1 Module 2: Bishop).

Where possible the English variants of vestment terminology are to be preferred, eg., “cuffs” not “epimanikia.”

From the resources given, have the students complete Activity Sheet 54.

Resources: Activity Sheet 54, laptop or tablet for the web site resource, pens

Review: Vestments help us forget the minister (bishop, priest, deacon) and concentrate on Christ in his glory.

Follow Up: For next week ask your priest to show and explain the Church vessels, their use and symbolism.