









## FOLLOWERS – LESSON PLAN

Age	Term	Mod.	Module Theme	Module Title	Lesson Number and Title
13	1	2	WORSHIP	Senses and Materials	53: Incense and Flowers

Use the syllabus framework to complete above. Infants: 20 minutes; Juniors: 30 minutes; Middles & Seniors: 45 minutes  
(Mod. = Module Number, Module Theme - in the heading, Module Title - uppercase in the cell, Lesson Num [NO. column] and Title)

							
Verbal V <input checked="" type="checkbox"/>	Logical L	Spatial S <input checked="" type="checkbox"/>	Kinaesthetic K <input checked="" type="checkbox"/>	Musical M	Intra - personal P1 <input checked="" type="checkbox"/>	Inter - personal P2 <input checked="" type="checkbox"/>	Natural N <input checked="" type="checkbox"/>

Tick the appropriate box(es) above [ copy this: ☒ ] for the modes of learning being used in this session.

**Prayer:** Trisagion Prayers

**Starter:** Game: What colour? Go through the major feasts of the Church and ask the students what colour(s) of flowers would be most appropriate for each.

**Learning objectives:** To appreciate the role of incense and flowers in beautifying worship.

### Core Activities and Learning

#### Flowers

Resource Sheet 53

Group Exercise: Design a flower scheme for use at Pascha.

#### Incense

1. Read from this web page:- <http://www.greekboston.com/religion/incense/>
2. In Revelation 5:8, 8:3-4, incense is associated with the prayer of the saints (in this context, the believers).
3. Read these texts to the students.
4. Place a hand censer with an icon, some flowers in a simple arrangement, a lamp, charcoal and incense grains on table in the middle of the room.
5. Distribute a piece of paper and a pen to each student. Ask each student to compose their own one sentence prayer. This is read out quietly in a time of shared prayer. Each time a prayer is offered, a single grain of incense is placed by the student in the censer.
6. After all have finished, pray silently together until the fragrance of the incense is all used.

**Resources:** Resource Sheet 53, paper, pens, hand censer, lamp, icon, incense grains, charcoal, flower arrangement.

**Review:** Flowers and incense help to make worship a whole-body experience.

**Follow Up:** For next week ask your priest to show and explain his vestments, their use and symbolism.