









## FOLLOWERS – LESSON PLAN

Age	Term	Mod.	Module Theme	Module Title	Lesson Number and Title
14	1	2	WORSHIP	Authority and Service in the Church	60: Church Councils

Use the syllabus framework to complete above. Infants: 20 minutes; Juniors: 30 minutes; Middles & Seniors: 45 minutes  
(Mod. = Module Number, Module Theme - in the heading, Module Title - uppercase in the cell, Lesson Num [NO. column] and Title)

							
Verbal <input checked="" type="checkbox"/>	Logical <input checked="" type="checkbox"/>	Spatial <input checked="" type="checkbox"/>	Kinaesthetic K	Musical M	Intra - personal <input checked="" type="checkbox"/>	Inter - personal <input checked="" type="checkbox"/>	Natural N

Tick the appropriate box(es) above [ copy this: ☒ ] for the modes of learning being used in this session.

**Prayer:** The Creed

**Starter:** Participants are divided into two groups. Everyone has a card upon which they write their names and the name of one thing they think is important for the Church. For example, “worship”, “bishop” or “serving” etc. The two groups swap cards. A student draws a card from the pile, reads first the word on the card and says if he/she agree and why. They then read the student’s name on the reverse of the card. The student whose name was read is the next person to draw. Continue till the cards are all used up.

**Learning objectives:** To understand the need for Church councils to make important decisions, united in Christ

### Core Activities and Learning

1. Leader asks the students how and when The Creed was formulated. The leader explains about The Creed and the councils. First, he/she explains what the council was and what its role was in the life of the Church. Here the leader can show the students an icon of the First Council.
2. Activity: The leader tells the students that they have a task to perform in cooperation with one another. How well they work together will determine if the task succeeds. TASK: They must design a device for raising water from a deep well. All the materials they may need for construction are to hand. Each and every student must have a part of the task to perform. First, they must agree the method, next design the device, next build and operate the device. One student only does not take part since it is his or her job to write down what each person does. This is a timed task of 10 minutes only. The result is reported back to the Leader who helps the group to understand what went well and what did not and why.
3. Explain to the class about the difficulties that inspired the calling of the Church Councils. The Ecumenical Councils are the supreme authority in the Orthodox Church in matters of doctrine. Ecumenical Councils are recognized as inspired by the Holy Spirit in their decisions as they express the consensus of the entire Christian Church from different places and times. They achieved conciliar decisions about common problems. This is why we do not have a Pope. Solving problems together on an equal footing we believe to be much better.
4. Collect in all the work sheets, notes etc, and put them in the student files.
5. End piece: Make the sign of the Cross with the words “In the name of the Father, and of the Son, and of the Holy Spirit. Amen.”

#### LEADER NOTE

Each Ecumenical Council is considered across 3 lessons in Term 1 Module for 18 year olds.

**Resources:** Notepaper, Pens and pencils

**Review:** The Church makes important decisions in meetings of bishops, either local Synods or Ecumenical Councils.

**Follow Up:** Choose one the 7 Ecumenical Councils and report back to the class its main decisions.