









## FOLLOWERS – LESSON PLAN

Age	Term	Mod.	Module Theme	Module Title	Lesson Number and Title
14	1	2	WORSHIP	Authority and Service in the Church	59: Minor orders

Use the syllabus framework to complete above. Infants: 20 minutes; Juniors: 30 minutes; Middles & Seniors: 45 minutes  
(Mod. = Module Number, Module Theme - in the heading, Module Title - uppercase in the cell, Lesson Num [NO. column] and Title)

							
Verbal <input checked="" type="checkbox"/>	Logical <input checked="" type="checkbox"/>	Spatial	Kinaesthetic K	Musical M	Intra - personal <input checked="" type="checkbox"/>	Inter - personal <input checked="" type="checkbox"/>	Natural N

Tick the appropriate box(es) above [ copy this: ☒ ] for the modes of learning being used in this session.

**Prayer:** O Heavenly King, the Comforter, the Spirit of Truth, Who art everywhere and fillest all things; Treasury of Blessings, and Giver of Life - come and abide in us, and cleanse us from every impurity, and save our souls, O Good One.

**Starter:** Ask the students to explain the differences between a bishop, priest and deacon.

**Learning objectives:** To know what minor orders are and their roles in the Church.

### Core Activities and Learning

1. Leader asks to the students to name other people who are serving in the church but not in major orders. Explain that there are minor orders and they are part of the church ministry but lower then major orders. Explains how many minor orders are in the Orthodox Church now and before in history.
2. Explains about the subdeacon and his role in the Orthodox Church (purpose, history, ordination, terminology, vestments, duties etc.)
3. Explains about the reader and his role in the Orthodox Church (purpose, history, ordination, terminology, vestments, duties etc.)
4. Explains about cantors and their role in the Orthodox Church (purpose, history, ordination, terminology, vestments, duties etc.)
5. Distributes images of a subdeacon and ask the students if they find a difference between the vestments of the deacon and subdeacon. Explains the difference.
6. Activity: Divide the students into three groups. Each group should explore and discuss the main responsibilities and duties of one of the minor orders (3 different orders should be chosen in total). What kind of people should serve and with hat gifts or skills? This is followed by a plenary discussion.
7. Collect in all the work sheets, notes etc, and put them in the student files.
8. End piece: Keep one minute in silence together.

**Resources:** Leader Resources for the Minor Orders: Subdeacon: <https://orthodoxwiki.org/Subdeacon> Reader: <https://orthodoxwiki.org/Reader> Cantor: <http://saintandrewgoc.org/home/2016/1/21/the-role-of-psaltis-cantor-in-the-orthodox-church-and-parish>

**Review:** Next week each student should talk about the differences between major and minor orders and how they assesstheir duties and responsibilities.

**Follow Up:** Out of class, the leader arranges for the students TOGETHER and SUPERVISED to talk to one of the persons fulfilling the role of a minor order in order to find out more about what they do.