









FOLLOWERS – LESSON PLAN

Use the syllabus framework to complete above. Infants: 20 minutes; Juniors: 30 minutes; Middles & Seniors: 45 minutes

Age	Term	Mod.	Module Theme	Module Title	Lesson Number and Title		
5	1	2	WORSHIP	Talking to God	13: Saying sorry to God		
<i>(Mod = Module Number, Module Theme - in the heading, Module Title - uppercase in the cell, Lesson Num [NO. column] and Title)</i>							
							
Verbal V <input checked="" type="checkbox"/>	Logical L	Spatial S <input checked="" type="checkbox"/>	Kinaesthetic K <input checked="" type="checkbox"/>	Musical M <input checked="" type="checkbox"/>	Intra - personal P1 <input checked="" type="checkbox"/>	Inter - personal P2 <input checked="" type="checkbox"/>	Natural N

Tick the appropriate box(es) above [copy this:] for the modes of learning being used in this session.

Prayer: Lord, Your mercy is near to those who turn to You. Hear our prayers and save us, O Lord, for Your loving kindness is forever. Your forgiveness makes our hearts sing with gladness. Amen.

Starter:

Finding God's will. Explore the importance of finding God's Will for our lives through a game of finding flashcards that illustrate Christian virtues or pictures that represent good deeds. Children will describe what they see and name the virtue or the good deed.

Learning objectives:

To learn that we should recognise our faults and become conscious of our offences towards God and others.

To understand that we should say sorry to God for the offences towards Him and others.

Core Activities and Learning

1. The teacher will tell children that sometimes we might offend or do something wrong against friends and family, and if this happens we should apologise to that person. Everything we do must be sincere. A true friend would fix their relationship with others and pray for others instead of keeping pride and stubbornness in their hearts. We should not let guilt stay for long in your heart, and we should apologise, say I'm sorry, and make things right. The teacher will emphasise on the necessity of being kind to each other, sympathetic, forgiving each other as God has forgiven us through Christ.

The teacher will initiate a discussion asking questions such as: *How do you feel when you did something you should not have done? When do you say, "I'm sorry"? For what should we say: "I'm sorry" to God?* (allow children to respond and discuss the answers).

2. Helping children to understand confession - the teacher will talk to the children about the need to acknowledge their offences, to offer an apology and to understand and experience the benefits of confession in their own lives.

Key points about confession:

- We need to understand how God is hurt by the things we do that hurt ourselves and others.
- We also need to see what we have done through God's eyes, so that we can be truly sorry when we confess.
- Confession helps us to recognise our need to depend on God to help us grow in our spiritual development.
- Confession needs to make a difference to the way we will choose to act in the future.
- We are changed when we say how truly sorry we are for what we have done.

Telling children about confession needs to be balanced by telling them about the grace and love of God, who freely forgives us each time we confess to Him.

3. Prayer activities that teach about confession.

- Draw something on the paper that reminds you of the thing that you have done wrong.
- Think about how what you did hurt God, someone else, and yourself.
- Tell God how sorry you are for what you did and asking His forgiveness.
- God is very happy to forgive you! It puts a big smile on His face! Imagine Him smiling at you and giving you a big hug and telling you that your sins have been forgiven and they have all disappeared completely!
- Thank Him for forgiving you! Doesn't it feel good to know you don't have to worry about that sin anymore?
- Now think what you would like to do differently next time you face a similar temptation.

Resources:

Clip art that illustrates the sacrament of Confession, (confession.png), Cross, paper, pencils

Review:

We must bring our sins to God for forgiveness and make things right for those we have offended, asking them to forgive us also.

Follow Up:

For next week – "How can we love God?"