









FOLLOWERS – LESSON PLAN

Age	Term	Mod.	Module Theme	Module Title	Lesson Number and Title
15	1	2	Worship	Places of Worship	63: The Nave

Use the syllabus framework to complete above. Infants: 20 minutes; Juniors: 30 minutes; Middles & Seniors: 45 minutes
(Mod. = Module Number, Module Theme - in the heading, Module Title - uppercase in the cell, Lesson Num [NO. column] and Title)

							
Verbal V <input checked="" type="checkbox"/>	Logical L <input checked="" type="checkbox"/>	Spatial S <input checked="" type="checkbox"/>	Kinaesthetic K <input checked="" type="checkbox"/>	Musical M	Intra - personal P1	Inter - personal P2 <input checked="" type="checkbox"/>	Natural N <input checked="" type="checkbox"/>

Tick the appropriate box(es) above [copy this: ☒] for the modes of learning being used in this session.

Prayer: We thank you Lord for being with us today and every day, listening to and answering our prayers Amen.

Starter: Exchange ideas – in worship, what happens in the nave (the main body of the Church). Who does what?

Learning objectives: To understand what the nave is, its different parts and uses.

Core Activities and Learning

- Deliver the PowerPoint presentation.
- Make a tour inside the nave with the students and reference the facts mentioned in the slide show.
- The students take the role of a church architect and sketch out the floor plan of a nave for a newly designed temple. It should have all the necessary features but these may be designed and arranged as best fits the shape of the building and its floor (eg. a square, rectangle, circle, semi-circle or regular polygon). This task can be finished at home if incomplete and brought the following week.

Resources: Laptop and projector to present the slide show, (The Nave.pptx and .pdf) paper, pens

Review: The nave is where the transformation of the people takes place. The Altar is where the transformation of the Holy Gifts take place – which in turn transform the people.

Follow Up: Complete the Church Design task.