









FOLLOWERS – LESSON PLAN

Age	Term	Mod.	Module Theme	Module Title	Lesson Number and Title
14	1	2	WORSHIP	Authority and Service in the Church	56: Bishop

Use the syllabus framework to complete above. Infants: 20 minutes; Juniors: 30 minutes; Middles & Seniors: 45 minutes
(Mod. = Module Number, Module Theme - in the heading, Module Title - uppercase in the cell, Lesson Num [NO. column] and Title)

							
Verbal <input checked="" type="checkbox"/>	Logical <input checked="" type="checkbox"/>	Spatial <input checked="" type="checkbox"/>	Kinaesthetic <input checked="" type="checkbox"/>	Musical M	Intra - personal <input checked="" type="checkbox"/>	Inter - personal P2	Natural N

Tick the appropriate box(es) above [copy this: ☒] for the modes of learning being used in this session.

Prayer: “In the name of the Father and of the Son and of the Holy Spirit. Lord Jesus Christ, Son of God, have mercy on us and save us. Amen.”

Starter: Role Play: The leader chooses one student to act as a shepherd, one for the lost sheep, one for the wolf and the rest sheep. One of the sheep gets lost. What is the shepherd going to do? Then the wolf tries to harm them. What is the shepherd going to do? After that he/she directs the students back to their seats. The leader explains that in antiquity the shepherd would sleep across the gate to the sheepfold to protect the flock against wolves, thereby putting his own life at risk.

Learning objectives: To understand the origin and office of a bishop and what his role is in the Church.

Core Activities and Learning

1. Leader distributes to the students the icon of The Good Shepherd and starts with Jesus’s story about the lost sheep (Matt. 18:12-14, Lk 15:3-7) (see Resource Sheet 56).

Jesus Christ loves us and he is our Good Shepherd who protects us and leads us to our way to salvation. In the past, His helpers were the apostles. They were the first leaders of the Church. According to Church teaching they could ordain their own successors.

In the Orthodox Church there are three main clerical officers who represent Christ’s presence with his people – bishops, priests and deacons.

Leader explains how the bishop stands in line from the Apostles (the Apostolic Succession) and that his role in the Orthodox Church is to keep the faith and proclaim it, guide the People of God and protect and serve them pastorally.

2. Leader distributes images of sacred vestments (Combined Graphic and Activity Sheet 56) and explains their purposes and symbolical meanings. The Leader should consult this page: <http://www.roca.org/OA/32/32f.htm> or the enclosed PDF (see below).
3. Activity Sheet 56 – Complete labels under the graphics and colour.
4. Collect in all the work sheets, notes etc, and put them in the student files.
5. End piece: Keep one minute in silence together.

Resources: Resource Sheet 56, Activity Sheet 56, Vestment Symbolism.pdf, vestments1-combo.jpg, good-shepherd.jpg
Pens and pencils

Review: The bishop stands in the line of the apostles and leads, guides, serves and protects the Church today.

Follow Up: The following week each student will recall one part of the bishop’s vestment and its meaning. Ask them to prepare for this.