









FOLLOWERS – LESSON PLAN

Age	Term	Mod.	Module Theme	Module Title	Lesson Number and Title
15	1	2	Worship	Places Of Worship	62: The Altar

Use the syllabus framework to complete above. Infants: 20 minutes; Juniors: 30 minutes; Middles & Seniors: 45 minutes
(Mod. = Module Number, Module Theme - in the heading, Module Title - uppercase in the cell, Lesson Num [NO. column] and Title)

							
Verbal V <input checked="" type="checkbox"/>	Logical L	Spatial S <input checked="" type="checkbox"/>	Kinaesthetic K <input checked="" type="checkbox"/>	Musical M	Intra - personal P1 <input checked="" type="checkbox"/>	Inter - personal P2 <input checked="" type="checkbox"/>	Natural N

Tick the appropriate box(es) above [copy this: ☒] for the modes of learning being used in this session.

Prayer: Thank you Jesus for being the sacrifice that removes all our sins. Amen

Starter: Read Hebrews 9 to the students.

Learning objectives: to learn about the history of the Altar and its symbolism in the Old and New Testaments.

Core Activities and Learning

- The teacher could spend about 3-5 minutes discussing what do they know about the altar.
- Make sure from what they have heard in the Starter task (Hebrews 9) that Christ's voluntary sacrifice on the Cross has fulfilled and replaced the sacrifices of the Old Testament in the manner described by the Scriptures.
- The remaining part of the session will be delivered using the power point presentation provided.
- The teacher and the priest the leads a tour of the altar and its contents with the students, showing the features mentioned in the power point presentation. Please follow the instructions of the priest.
- Be sure to emphasise that a regular reception of Holy Communion, with Confession as and when necessary, is the means by which the sacrifice of Christ is made effective in our lives and through perseverance and grace this leads to our partaking in the resurrection of Christ and deification. The Altar is a place of transformation for everyone - but it requires our active engagement. Ask the priest to say more about this.
- A Q&A session concludes.

Resources: New Testament, laptop and projector to present the presentation [The Altar.pptx & pdf].

Review: The Altar serves to unite the believers with God through Christ and in the power of the Holy Spirit. Such union comes with repentance and partaking in the Holy Mysteries. This has been made possible by the death and resurrection of Christ.

Follow Up: Pay extra attention to the Altar every time you come to church.