









FOLLOWERS – LESSON PLAN

Age	Term	Mod.	Module Theme	Module Title	Lesson Number and Title
3	1	2	WORSHIP	What we do in Church	1: The Church Family

Use the syllabus framework to complete above. Infants: 20 minutes; Juniors: 30 minutes; Middles & Seniors: 45 minutes (Mod. = Module Number, Module Theme - in the heading, Module Title - uppercase in the cell, Lesson Num [NO. column] and Title)

							
Verbal V <input checked="" type="checkbox"/>	Logical L	Spatial S <input checked="" type="checkbox"/>	Kinaesthetic K <input checked="" type="checkbox"/>	Musical M	Intra - personal P1 <input checked="" type="checkbox"/>	Inter - personal P2 <input checked="" type="checkbox"/>	Natural N

Tick the appropriate box(es) above [copy this:] for the modes of learning being used in this session.

Prayer: Dear Lord, we will come into Your house in the greatness of Your mercy. Lead us, O Lord, in Your righteousness. Amen.

Starter: *Eyes closed.* Children will be invited to close their eyes, the teacher will describe something to them, then ask the children to draw on paper what they think the teacher is describing. The children will be given description of a church building, the cross and the bell will be mentioned as distinctive elements so it will be easily recognised by the children.

Learning objectives: To learn that the Church represents both a place of worship and a community of people that worship God. To understand that the Church is like a family and that we belong to a Church family. To create a picture of a church.

Core Activities and Learning

Children will be told that they will be learning about what a Church is and what it represents for all of us.

1. Children will be shown various images of church buildings each one having a different architecture and where different Orthodox communities worship (parish church, cathedral, monastery). Encourage discussion about what does the church building looks like. The teacher will explain to the children that the Church is a place where true relationships with God and one another are nurtured and sustained. They will be also told that the early church had no church buildings. The church for them was a collection of people, not a place of worship. You did not just “go” to church. You belonged to the church and you were the church. The Bible has some helpful metaphors of what the church is like to help us understand and describe church. Explain to children what a metaphor is: a word or phrase that is used to make a comparison between two people, things or places, it offers a visual description/ visual images of the word or thought. The church has been called:

- “the people of God” (Heb. 4:9) God says of the church, “I will be their God, and they will be my people” (2 Corinthians 6: 16)
- “the body of Christ” (Rom. 12:5), Christ is the head of the church (Ephesians 1:10; 4:15) and Christians are the body.
- “the dwelling place of the Holy Spirit” (Eph. 2:22).
- “the Bride of Christ” (2 Corinthians 11:2; Ephesians 5:32; Revelation 19:7; 21:9), suggestive of a special and sacred family relationship between Christ and the church.
- family* - the most significant metaphor or image used to describe the church.

Church is a family because we are to recognise that God is our Father, and that all the members of the church are our brothers and sisters. There are older Christian brothers and sisters that we can look to for advice on how to live as Christians (much like we would look to an older brother, sister or a father figure) and there are younger brothers and sisters that we can teach about Jesus (much like you would teach your own younger siblings). And just as a regular family loves and cares for each other, we too are to love and care for each other with a brotherly and sisterly love that comes from Christ.

2. What does it mean to *belong to a church family*? Belonging to a church means calling that church “home” and taking responsibility to ensure the health and growth of those in your church family.

The children will be told that the different images of the church throughout the Bible help us to understand a bit more about how God sees the church, and what he wants His church to be doing. So ... we are to love and encourage one another as brothers and sisters, because we are family!

3. Create a picture of a church. Children will be encouraged to make a collage, using cut out shapes of a church building, a bell and a cross that they will stick and glue onto a paper card. Children will also be offered colouring pages to colour their own church building.

Resources:

Pictures or flashcards with different church buildings, pictures of families, white paper, pencils, paper cards, cut out shapes of church building, bell and cross, church colouring pages.

The Followers Churches Pictures Resource Page (free use) may be found here:-

<https://1drv.ms/f/s!AiWFS1XPHpoKqeANQg0kEfSluyezYA>

Review:

The Church building reflects the glory of God. The Church is also the People of God.

Follow Up:

In the next session we will learn more about Icons and Lightning candles. Ask the children to think why they do these things.