





FOLLOWERS – LESSON PLAN

Age	Term	Mod.	Module Theme	Module Title	Lesson Number and Title
10	1	2	WORSHIP	PASCHA (2)	36: Palm Sunday

Use the syllabus framework to complete above. Infants: 20 minutes; Juniors: 30 minutes; Middles & Seniors: 45 minutes
(Mod. = Module Number, Module Theme - in the heading, Module Title - uppercase in the cell, Lesson Num [NO. column] and Title)

							
Verbal V <input checked="" type="checkbox"/>	Logical L <input checked="" type="checkbox"/>	Spatial S <input checked="" type="checkbox"/>	Kinaesthetic K <input checked="" type="checkbox"/>	Musical M <input checked="" type="checkbox"/>	Intra - personal P1 <input checked="" type="checkbox"/>	Inter - personal P2 <input checked="" type="checkbox"/>	Natural N <input checked="" type="checkbox"/>

Tick the appropriate box(es) above [copy this: ☒] for the modes of learning being used in this session.

Prayer: “Lord Jesus Christ, you entered Jerusalem before your Passion in humility on a beast of burden. On the Cross you carried the burden of our sins and you endured suffering and death for our sake, granting us also eternal life through your glorious resurrection. Grant that we might always be mindful of this, your great love for all, and honour you with the dedication of our lives to you and to your gospel.”

Starter: If a King was coming today in the church, how do you think people would welcome him? What transportation you think is fit and right for a King to use (in today's context, not the 1st Century!) How does this contrast with the way of Christ?

Learning objectives: To explore the meaning of Palm Sunday for our salvation.

Core Activities and Learning

God gave the Jews many promised signs so that they would know their King when He arrived.

- These signs are called prophecies.
- One of these prophecies was that their King would come to His people riding on a donkey.
- Jesus rode into Jerusalem on a donkey (fulfilling the prophecy). Jesus went to Jerusalem knowing that from that point His Passion would begin. He gave Himself voluntarily into the hands of the authorities (the Jews and the Romans) to be crucified.
- The crowd that now is shouting “Hosanna”, a week later will shout “Crucify Him!”.

Read from the Bible the Psalm 118 (117):25-26. Then read from the Gospel John 12:12-16.

NOTE: The word “Hosanna” literally means “Save us, we pray.” The people recognized Jesus Christ as their promised King and Saviour. Realizing that their promised Messiah had come, they immediately sought for salvation calling out “save us, we pray!”

Palm Sunday Leaf Craft:

Supplies: Large sheets of green construction paper. Child-safe scissors.

Directions: Before class, cut out as many large leaf shapes as you need. Buy the large size construction paper if needed. Make the leaves long and oval shaped. Fold the leaves in half to make the leaf look like a tropical palm. When the children arrive, give them safety scissors. They should cut the edges making the paper look like fronds. Give the children crayons or coloured pens to write “Hosanna” on the leaves together with other key words which they think is relevant to the story.

Discussion

Why did Jesus voluntarily put Himself in danger's way? Why was it necessary that the Messiah should suffer and die? Why do you think that we should not think of anyone else being responsible for Christ's death except ourselves?

Resources: John 12:12-16, Psalm 118 (117):25-26, and Zechariah 9:9
Green craft paper (large), safety scissors, coloured pens and / or crayons

Review: How did people welcome Jesus in Jerusalem and why?

Follow Up: Memorize the following verse John 12-13 “Hosanna! Blessed is he who comes in the name of the Lord!”