









## FOLLOWERS – LESSON PLAN

| Age | Term | Mod. | Module Theme | Module Title | Lesson Number and Title      |
|-----|------|------|--------------|--------------|------------------------------|
| 17  | 1    | 1    | FAITH        | SCRIPTURE    | 74: The Bible in the Liturgy |

Use the syllabus framework to complete above. Infants: 20 minutes; Juniors: 30 minutes; Middles & Seniors: 45 minutes (Mod. = Module Number, Module Theme - in the heading, Module Title - uppercase in the cell, Lesson Num [NO. column] and Title)

|   |   |   |   |   |  |   |   |
|---|---|---|---|---|--|---|---|
|  |  |  |  |  |  |  |  |
| Verbal<br>V <input checked="" type="checkbox"/>                                   | Logical<br>L <input checked="" type="checkbox"/>                                  | Spatial<br>S  | Kinaesthetic<br>K   | Musical<br>M  | Intra - personal<br>P1 <input checked="" type="checkbox"/>                         | Inter - personal<br>P2 <input checked="" type="checkbox"/>                          | Natural<br>N  |

Tick the appropriate box(es) above [ copy this:  ] for the modes of learning being used in this session.

**Prayer:** “Shine into our hearts, O loving master, the pure light of your divine knowledge and open the eyes of our minds to an understanding of your Gospel teachings. Amen”

**Starter:** As the students to recall from memory any sections in the Liturgy that are direct quotes from the Scriptures. 1 minute thinking time, 2 minute sharing.

### Learning objectives:

1. To appreciate just how pervasive the Scriptures are in the Divine Liturgy.
2. To understand that the proper context for biblical interpretation is worship and prayer.

### Core Activities and Learning

The following link reveals just how extensively scriptural quotations are to be found in the Divine Liturgy.

<http://almoutran.com/wp-content/uploads/2011/08/The-Bible-In-The-Liturgy.pdf>

1. Copy for the class a few pages from different parts of the Divine Liturgy
2. Distribute the Bibles and ask the students to look up some of the references.
3. Have them ask this question and then lead to them discuss: - What do the actions of the Liturgy bring to our understanding of the text quoted? For example: The Lord’s Prayer is inserted just before Holy Communion. Why is that an important place for it to be?

**Resources:** Sheets from the link above; Bibles; Note Paper.

**Review:** Scripture is best heard from the context, meaning and application given to it in worship – not just in the Homily / Sermon but throughout the service(s).

**Follow Up:** Do some research on “Hymns in the New Testament” – bring some examples to next week’s session.