









FOLLOWERS – LESSON PLAN

Age	Term	Mod.	Module Theme	Module Title	Lesson Title and Number
15	1	1	Faith	Gospel of St Luke	61: The Annunciation

Use the syllabus framework to complete above. Infants: 20 minutes; Juniors: 30 minutes; Middles & Seniors: 45 minutes
(Mod. = Module Number, Module Theme - in the heading, Module Title - uppercase in the cell, Lesson Title - lowercase in the cell)

							
Verbal V <input checked="" type="checkbox"/>	Logical L	Spatial S <input checked="" type="checkbox"/>	Kinaesthetic K	Musical M	Intra - personal P1 <input checked="" type="checkbox"/>	Inter - personal P2 <input checked="" type="checkbox"/>	Natural N <input checked="" type="checkbox"/>

Tick the appropriate box(es) above [copy this:] for the modes of learning being used in this session.

Prayer and Starter: Trisagion Prayers then:

“Lord, help me to obey you as our Mother Mary did obey you so we can have the grace of your presence inside us Amen.” (3 minutes)

Learning objectives:

1. To understand what is obedience and who shall we obey? and why? What do we need to grow in obedience
2. To be able to understand the blessing of obedience
3. To be able to memorise the verse: Luke 1:37 For with God nothing shall be impossible.

Core Activities and Learning

1. Leader reads Luke 1: 31-38 (4 minutes) Tell the students beforehand that at the end of the session, they will need to give a title for this reading and then try to direct the students to the concept of obedience.
2. Ask some questions: did Mary obey the Lord's words? What did she answer? How did the Angel Gabriel reassure her?
3. What does obedience mean to you? who shall we obey? (obey God and parents) and why? (because their will is always good) what should we do to be good obedient? what are the blessing of the obedience? Peace, joy, humility.
4. Remember: when we obey, we should always expect good results.
5. Give us some examples from the bible about obedience. (1. when the disciple obeyed Jesus as He told them: follow me, 2. On the boat, the disciples obeyed Jesus and through the net in the place where He asked them to do so and they have got load of fishes, 3. Jesus obeyed His mother at the Wedding of Cana, 4. Jesus obeyed his father: Luke 22:42 "Father, if you are willing, take this cup from me; yet not my will, but yours be done." 5. The disciples obeyed Jesus when He asked them to go and spread the good news to everybody.
6. Distribute the "keys" clipart image and help the student to name each key of obedience: Ideally, we should aim for at least one key.
7. The four keys are: cheerfully, immediately, without complaining, completely
8. Highlight: in order to get all these keys, it is necessary to be in a continuous relationship with God who will give us the power to obey and to understand.
9. Collect in all the work sheets, notes etc. and put them in the student files. (2 minutes)
10. Try to memorise the verse: "For with God nothing will be impossible." individually ten all together (8 minutes)
11. End piece: Keep one minute in silence together. (1 minute) TOTAL: 45 minutes

Resources / Review / Follow Up

New Testament + printed copies of the reading (in a large font). [Luke 1:31-38.docx]
Keys Clip Art [Keys.jpg]
Notepaper, pens, coloured pencils

Review: next week ask each student to recall one key thing that they have learned from the previous week. Follow up: In the coming weeks reinforce the idea of listening in prayer.