









FOLLOWERS – LESSON PLAN

Age	Term	Mod.	Module Theme	Module Title	Lesson Number and Title
14	1	1	FAITH	Gospel of St Matthew	60: The Great Commission

Use the syllabus framework to complete above. Infants: 20 minutes; Juniors: 30 minutes; Middles & Seniors: 45 minutes
(Mod. = Module Number, Module Theme - in the heading, Module Title - uppercase in the cell, Lesson Num [NO. column] and Title)

							
Verbal V <input checked="" type="checkbox"/>	Logical L <input checked="" type="checkbox"/>	Spatial S <input checked="" type="checkbox"/>	Kinaesthetic K	Musical M	Intra - personal P1 <input checked="" type="checkbox"/>	Inter - personal P2 <input checked="" type="checkbox"/>	Natural N

Tick the appropriate box(es) above [copy this:] for the modes of learning being used in this session.

Prayer: "Illumine our hearts ... " (from the Liturgy before the Gospel)

Starter: "Remember the icon": The task is to name a person or an object from Palm Sunday icon, which was discussed during the previous lesson. The Leader uses a small light ball. The Leader throws ball first to someone in the group. Then this student throws it to the another one. Each student has 5 seconds to answer. The icon is not in the front of the class.

Learning objectives:

1. To become acquainted with the last words of the Risen Saviour and connect them with the Ascension and Pentecost narratives as told by St Luke in his Gospel and Acts.
2. To understand that this Great Commission is a mission call for every Christian.

Core Activities and Learning

1. Students are separated into two groups. Leader reads Luke 24:50-53 and then Acts 1:9-12. After eachg reading the students discuss how and why it is that St Luke connects the two events across both is works.
2. Leader reads Matthew 28:16-20. The Leader explains that this is St Matthew's account of Christ's last days on earth. These words he utters are enjoined not only on His disciples, but also on all Christians, (the "Great Commission" to all).
3. Activity 1: Students should fill in the omitted words and expressions on the Resource Sheet, using the New Testament texts
4. Activity 2: Place a long piece paper in the middle of the classroom table. The students copy a large version of the banner on the Resource Sheet graphic. Write Matthew 28:19-20 across the banner and decorate it appropriately. Underneath the banner the students should add their own names. It is their Commission as well. There also can be placed an icon of Ascension in the ellipse in the centre. The banner is then wall mounted in the classroom. This can remind the students of the Great Commission during the school year and remind them that they all are disciples of Christ.

(An alternative to the Ascension icon in the ellipse can be an earth globe. Another option instead of the banner is to print a much larger globe as a template for the verses and the names. Be creative!)

5. End piece: Keep silence for a while praying that God will use us in the Mission of His Church).

Resources:

New Testament + printed copies of the reading (in a large font), Resource Sheet for the Leader, Work sheet for the students, crayons, pencils, long paper, printed Ascension icon (ascension.jpg), printed globe (globe.jpg).

Review:

The Great Commission is our own very mission call to witness to Christ and enlist more disciples.

Follow Up:

Consider: "How can I be more involved in the mission of my local Orthodox Church?"