









FOLLOWERS - LESSON PLAN

Age	Term	Mod.	Module Theme	Module Title	Lesson Number and Title
14	1	1	FAITH	Gospel of St Matthew	59: Palm Sunday

Use the syllabus framework to complete above. Infants: 20 minutes; Juniors: 30 minutes; Middles & Seniors: 45 minutes
(Mod. = Module Number, Module Theme - in the heading, Module Title - uppercase in the cell, Lesson Num [NO. column] and Title)

							
Verbal V <input checked="" type="checkbox"/>	Logical L <input checked="" type="checkbox"/>	Spatial S <input checked="" type="checkbox"/>	Kinaesthetic K	Musical M	Intra - personal P1 <input checked="" type="checkbox"/>	Inter - personal P2 <input checked="" type="checkbox"/>	Natural N

Tick the appropriate box(es) above [copy this:] for the modes of learning being used in this session.

Prayer: "O Most merciful God, send us the grace of Thy Holy Spirit, Who enlightens and strengthens our spiritual powers. Help us to be attentive to the teaching presented, that we may grow up for the glory of Thee, our Creator, for the joy of our parents, and for the benefit of our Church and of our country. Amen."

Starter: (follow up on previous session) Small, light ball needed. Leader throws it to a student, saying the first part of one of the beatitudes ("Blessed are those who hunger and thirst for righteousness"), student should finished it. Then she/he throws the ball to another classmate, saying the first part of beatitude and he/she should finish it and etc.

Learning objectives:

1. To be able to retell the Gospel story of Palm Sunday in their own words.
2. To place the events of Palm Sunday in the context of the Church's Year.
3. To be able to identify the characters and the actions in the icon of the feast.

Core Activities and Learning

1. Leader reads the prophecy of Zechariah 9:9 - He / she explains this reading as fulfilled on Palm Sunday, this verse being cited by St Matthew as the fulfilment of prophecy.
2. Leader reads Matthew 21:1-10. Discussion questions: What was the significance of the donkey? What does "Hosanna" mean? - Teacher explains this greeting comes from Psalm 118: 25-26, thus Jesus is being recognized as King. What is the significance of the greeting, "Son of David"? - Jesus is recognized as Messiah. How does our Church celebrate Palm Sunday and when? - Palm Sunday is preamble to Great and Holy Week.
3. Leader explains the icon of Palm Sunday.
4. Activity: Students receive the printed map of Palestine (map-palestine-33AD.jpg) and they should colour-highlight Jerusalem and Bethany. Identify what happened in Bethany beforehand.
5. Activity: Students can colour the icon (palm-Sunday.jpg). The icon should be shown vivid colours. Students can keep these icons or give them to people in the parish. More able students can be given the option of writing up possible reasons WHY Jesus undertook this dangerous path of entering Jerusalem when His life was already being threatened by the religious authorities.
6. End piece: "By raising Lazarus from the dead before thy passion, thou didst confirm the universal resurrection, O Christ God. Like the children with the palms of victory, we cry out to thee, O Vanquisher of death: Hosanna in the highest, Blessed is He that comes in the name of the Lord."

Resources:

New Testament + printed copies of the reading (in a large font), Resource Sheet for the Leader, printed maps of Palestine (map-palestine-33AD.jpg), crayons, pencils, printed icon of Palm Sunday (palm-sunday.jpg)

Review: Christ enters Jerusalem to confront the world with his saving sacrifice.

Follow Up: Sometimes we shout: "Hosanna!" to Christ and sometimes we crucify Him afresh by being unloving or unjust. How can we all improve our witness to Christ?