









FOLLOWERS – LESSON PLAN

Age	Term	Mod.	Module Theme	Module Title	Lesson Number and Title
14	1	1	FAITH	GOSPEL OF ST MATTHEW	57: The Temptations of Christ

Use the syllabus framework to complete above. Infants: 20 minutes; Juniors: 30 minutes; Middles & Seniors: 45 minutes
(Mod. = Module Number, Module Theme - in the heading, Module Title - uppercase in the cell, Lesson Num [NO. column] and Title)

							
Verbal V <input checked="" type="checkbox"/>	Logical L <input checked="" type="checkbox"/>	Spatial S	Kinaesthetic K	Musical M	Intra - personal P1 <input checked="" type="checkbox"/>	Inter - personal P2 <input checked="" type="checkbox"/>	Natural N

Tick the appropriate box(es) above [copy this:] for the modes of learning being used in this session.

Prayer: Trisagion Prayers

Starter: The Leader needs a small, light ball. The leader names one biblical book (for example Exodus), then throws the ball to the student and he should answer Old or New Testament for this book. It is good idea to use some better known books as well as some more difficult examples.

Learning objectives:

1. To understand the Temptations of Christ in relation to His mission.
2. To establish the connections between Old and New Testament in this subject material.
3. To understand how the devil uses different ways to tempt us based on our own particular weaknesses and sins.

Core Activities and Learning

1. Leader reads Matthew 4:1-11 and then asks questions while explaining the core aspects of the reading (see the questions in the Resource Sheet).
2. Activity "It is written" (see Resource Sheet): with the help of the Scripture reading the students should find and record those verses from Old Testament cited by Christ during His temptations. Be sure that the group understands the significance of each temptation for Christ's mission.
3. Discussion: What is the devil? - Leader may refer to the story of Adam and Eve, Job etc. Then the group discusses the question how the devil tempts us today. Be clear ... temptations are not themselves sinful - giving in to them is.
4. Activity "Temptations Today": students are separated into groups. There are three boxes in different colours. On each box is written one of the way the devil tries to tempt Christ (food or belly-worship, vanity and abuse of power). Each group should think and write on small pieces of paper different temptations that we all face today. The Leader collects the notes and all the students, working as a team, discuss their conclusions and put them in a box.
5. End piece: Keep one minute in silence together.

Resources:

New Testament + printed copies of the reading (in a large font), Resource Sheet for the Leader, Work sheets for students, 3 boxes.

Review: Even our Lord Jesus Christ, our God and Saviour was tempted. We can expect temptations "until our last breath." (St Anthony the Great). We are involved in spiritual warfare.

Follow Up: (Privately) consider how you can be more successful in resisting temptation. What role does confession play in this process?