









FOLLOWERS – LESSON PLAN

Age	Term	Mod.	Module Theme	Module Title	Lesson Number and Title
14	1	1	FAITH	GOSPEL OF ST MATTHEW	56: St John the Baptist

Use the syllabus framework to complete above. Infants: 20 minutes; Juniors: 30 minutes; Middles & Seniors: 45 minutes
(Mod. = Module Number, Module Theme - in the heading, Module Title - uppercase in the cell, Lesson Num [NO. column] and Title)

							
Verbal V <input checked="" type="checkbox"/>	Logical L <input checked="" type="checkbox"/>	Spatial S <input checked="" type="checkbox"/>	Kinaesthetic K	Musical M	Intra - personal P1 <input checked="" type="checkbox"/>	Inter - personal P2 <input checked="" type="checkbox"/>	Natural N

Tick the appropriate box(es) above [copy this:] for the modes of learning being used in this session.

Prayer: Trisagion Prayers

Starter: "Find your place": Separate the classroom in two areas. Name the first "Old Testament" and the second - "New Testament". Make stickers with names: John, Elijah, Mary, Abraham, Sarah, Andrew, Peter and so on. The number of the names depends on the number of the children in the group. Stick the stickers on the students' backs. Every student with the help of the others should find his place.

Learning objectives:

1. To improve knowledge of St John the Baptist and his work.
2. To understand that in the person of St John the Baptist we have the fulfilment of the prophecy.
3. To be able to retell his story in their own words.

Core Activities and Learning

1. Leader reads Matthew 3:1-12 and Is.40:3 explaining the title (Forerunner) with which St John the Baptist is honoured in the Church. Give the background of the Pharisees and Sadducees.
2. Discussion for verses 3:10 and 3:12. How do the students understand these parallels?
3. Students fill in the omitted words and expressions in the text, using the glossary (see the Resource Sheet).
4. Activity: Students receive a printed map of Palestine (map-palestine-33AD.jpg) and they should colour the river Jordan in blue.
5. Then looking at the icon of St John the Baptist, students retell the story of St John as it is given in St Matthew's Gospel.
6. End piece: Troparion: "The memory of the just is celebrated with hymns of praise but the Lord's testimony is enough for thee, O Forerunner, for thou wast shown to be more wonderful than the Prophets since thou wast granted to baptize in the running waters Him Whom thou didst proclaim. Then having endured great suffering for the Truth, Thou didst rejoice to bring, even to those in hell the good tidings that God Who had appeared in the flesh takes away the sin of the world and grants us the great mercy."

Resources:

New Testament + printed copies of the reading (in a large font), Resource Sheet for the Leader, Work sheets for students, Icon of St John the Baptist (a large copy), Map of Palestine (map-palestine-33AD.jpg, large copies), crayons, and pencils.

Review: St John the Baptist prepared people to receive Jesus Christ.

Follow Up: Consider ... are we prepared to receive Christ? How might we prepare others to receive Him?